


# **LM311**

Riding Greens Mower

## Parts catalog



**BARONESS**  
Quality on Demand

Serial No. LM311 : 10001-

Ver.1.2

## Greetings

---

Thank you for purchasing Baroness product.

This brochure contains the information needed for ordering BARONESS parts.

Search the number indicating the figure of your desired part in the illustration area, and find the same number from among the latter parts of the hyphenated Cat Nos. in the listing area to obtain the individual Code No.

## Notes

---

### 1) For inquiries of parts

Inform us of the model and the serial number of your machine or attachment.

The model and the serial number are indicated on the serial number plate of your machine or attachment.

\* Consult the Owner's Operating Manual for the position where the serial number plate is affixed.

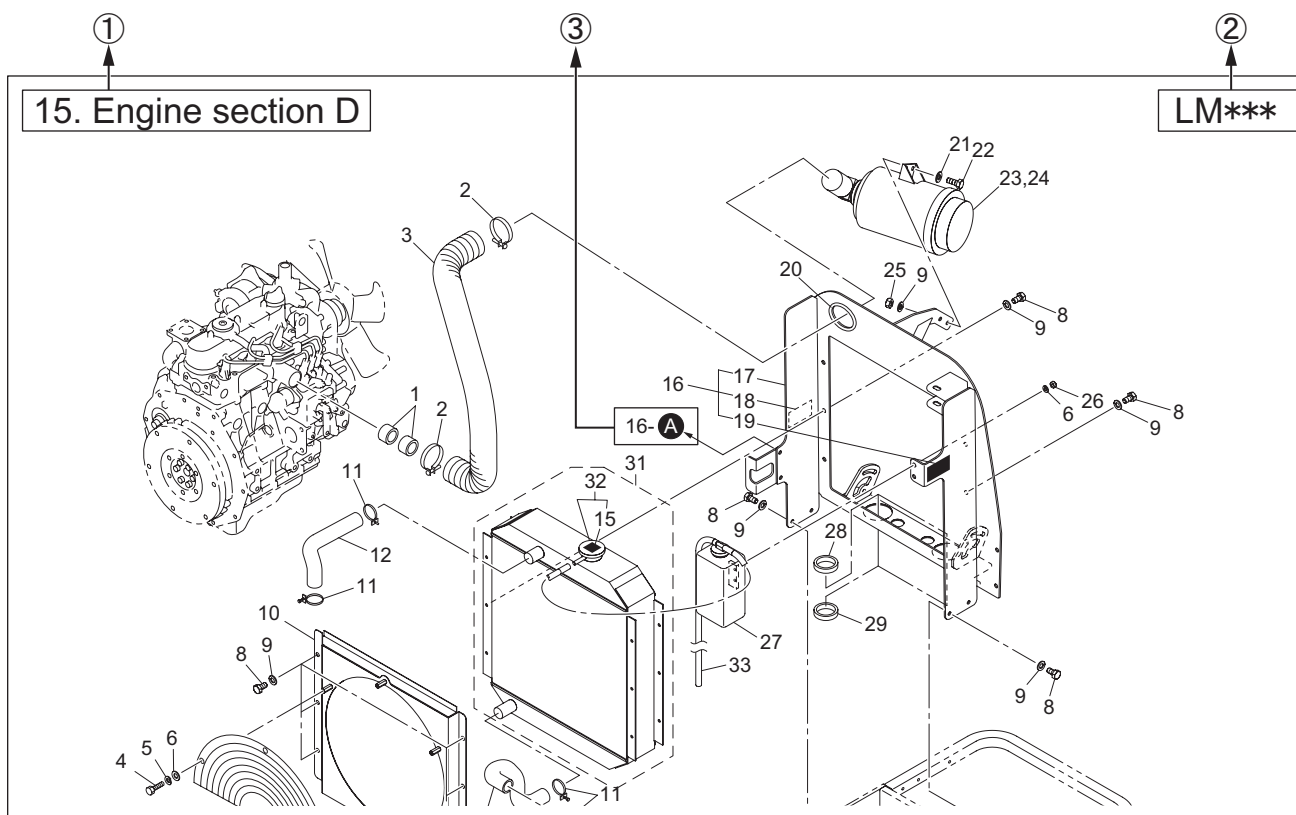
### 2) For ordering parts

- Inform us of the Code No., Part name and order quantity.
- We do not accept returns unless our company is responsible for the issue.
- Use genuine Baroness parts and accessories. The Baroness product warranty may not apply if parts or accessories from other companies are used.

### 3) The information described in this brochure is subject to change without prior notice.

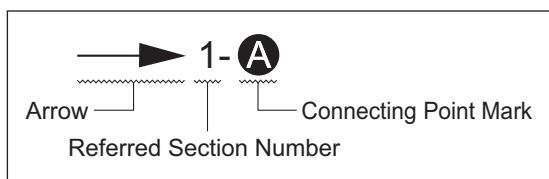
# Description of the content of Parts catalog

## 1) Illustration area



- ① Section No. /Section name
- ② Model
- ③ Indication of the connecting point

The following indication shows the connecting point of the part shown on the other page.



- 1- **A** :  
Refer to the point **A** in the illustration of the section No.1
- 2- **B** :  
Refer to the point **B** in the illustration of the section No.2

Note :

The figures of assembled components or isolated parts do not always show their accurate shapes. The figures are supposed to be used for obtaining the correct code numbers.

## 2) Listing area

① Cat No.	② Code No.	③ Part name	④ ⑤ Qty			⑥ Remark	⑦ SN of application
1 - 1	K0000080152	BOLT, M8-15	2	2	2		
1 - 2	K0185160002	NUT, LEFT-HANDED P1.5 M16-3	2	2	2		
1 - 3	K3650000100	HOUR METER, HH2AS	1	1	1		10001-10023
1a- 3	K3650000130	HOUR METER, 636DC	1	1	1		10024-
1 - 4	K0100060002	NUT, M6	2	2	2		
1 - 5	K0003080702	BOLT, M8-70	1	1	1		
1 - 7	K0830000020	OIL SEAL, 254210	2	2	2		

### ① Cat No. or Catalog No.

Find the same number as the number indicating the figure of your desired part in the illustration area from among the latter parts of the hyphenated Cat Nos. to obtain the individual Code No.

### ② Code No.

Identification code of an individual part

### ③ Part name

### ④ Qty

Quantity needed per Cat No.

### ⑤ Model

When the quantity differs by models, the models are indicated.

### ⑥ Remark

Specification or description, etc. of the part may be indicated.










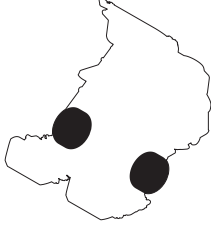

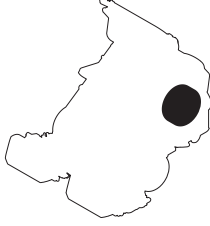
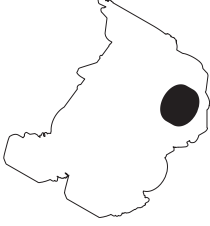


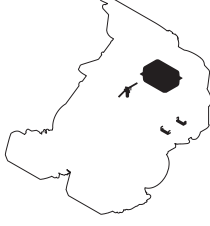


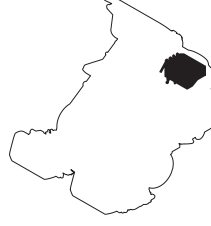
### ⑦ SN of application



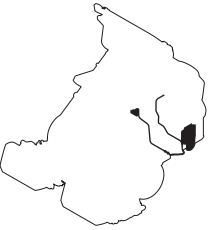
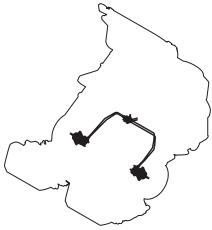



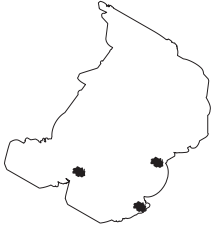
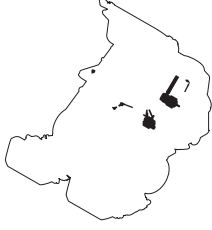





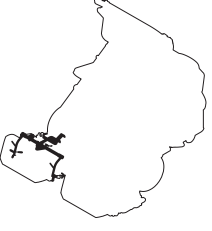

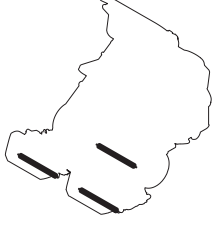
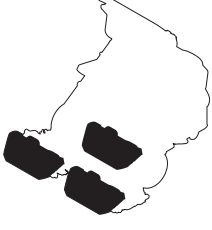
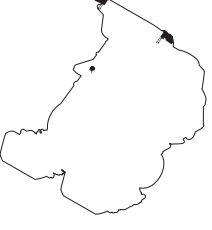
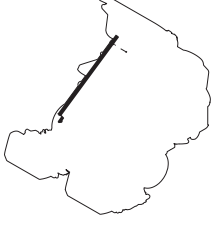
In case of part alteration, the serial number ranges of machines to which the alteration is applied will be indicated.

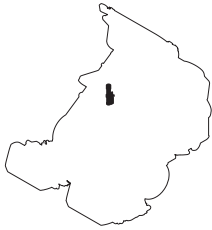

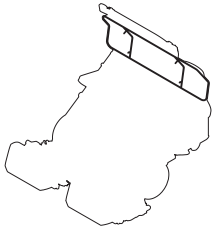
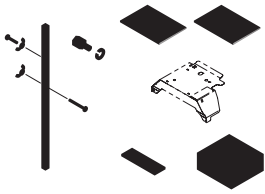
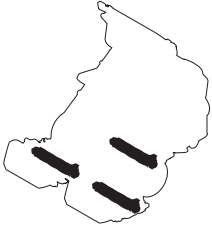
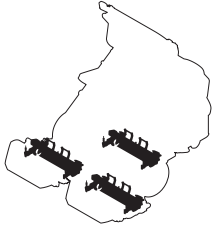
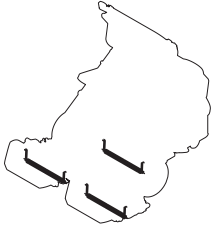
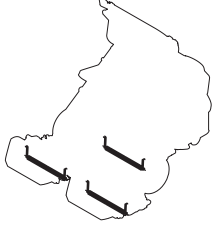
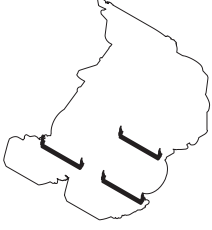
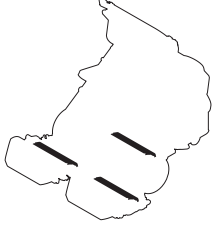

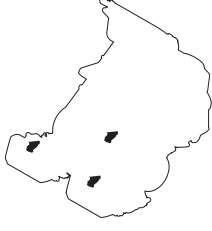
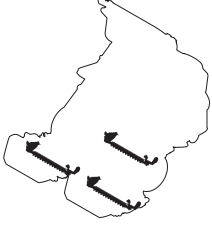
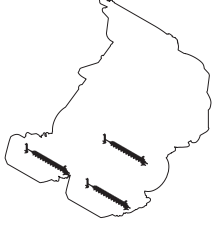
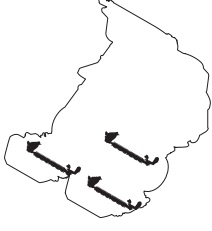
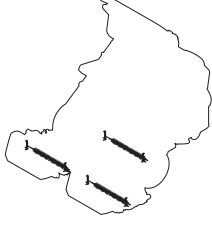
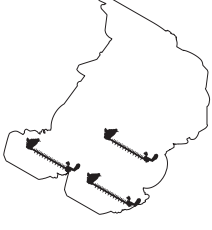
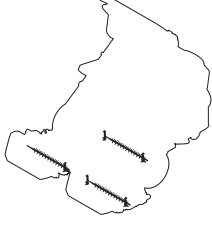
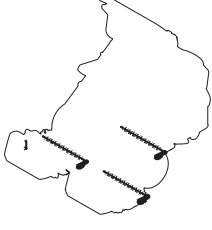
## 3) Indication in case of part alteration

- When a new part and an old one are interchangeable with each other, indication of the old part code No. is discontinued and the new part code No. is solely indicated.
- When a new part and an old one are not interchangeable, the serial number ranges of both machines where the new part is used and those where the old one is used are indicated in the SN of application column.
- When a part is newly added, the serial number range of machines where the part is used is indicated in the SN of application column.
- When a part was previously used but the part is not used in the machine any longer, the serial number range of machines where the part was used is indicated in the SN of application column.

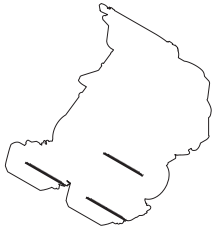
# Contents

Main Vehicle	1. Frame section .....1	2. Step section .....2	3. Front frame & Transitions section A .....3
			
	4. Front frame & Transitions section B (Pedal) .....4	5. Steering section A (Operating panel) .....6	6. Steering section B (Steering) .....8
			
7. Seat section .....9			
8. Cover section A ..... 11	9. Cover section B .....12	10. Front wheel section .....13	11. Rear wheel & Brake section A .....14
			
12. Rear wheel & Brake section B for 2WD ..... 15	13. Rear wheel & Brake section C for 3WD .....17	14. Engine section A (Engine) .....20	15. Engine section B (Muffler) .....21
			
16. Engine section C (Fuel tank) .....22	17. Engine section D .....23	18. Engine section E (Air cleaner / Radiator) .....25	19. Hydraulic section A (Hydraulic tank) .....27
			

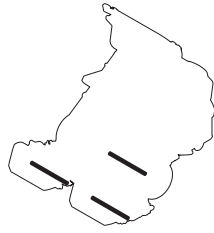
<p>20. Hydraulic section B (Piston pump) .....29</p> 	<p>21. Hydraulic section C (Solenoid valve).....31</p> 	<p>22. Hydraulic section D (Oil cooler) .....33</p> 	<p>23. Hydraulic section E (Front wheel motor) .....34</p> 
<p>24. Hydraulic section F .....35</p> 	<p>25. Hydraulic section G (Mower cylinder) .....37</p> 	<p>26. Hydraulic section H (Orbitrol) .....38</p> 	<p>27. Hydraulic section I (Gear motor) .....40</p> 
<p>28. Hydraulic section J (Rear wheel motor) for 3WD .....41</p> 	<p>29. Electrical section A.....43</p> 	<p>30. Electrical section B .....44</p> 	<p>31. Electrical section C .....46</p> 
<p>32. Lift fork section .....47</p> 	<p>A33. Mower arm section #1.....48</p> 	<p>B33. Mower arm section #2.....50</p> 	<p>C33. Mower arm section #3.....52</p> 
<p>D33. Mower arm section (Grass catcher).....54</p> 	<p>34. Grass catcher section .....55</p> 	<p>35. Light section .....56</p> 	<p>36. Swisher holder section .....57</p> 

<p>37. Manual case section.....58</p> 	<p>38. ROPS section .....59</p> 	<p>39. Ball proof net section .....60</p> 	<p>40. Accessories .....61</p> 
<p>Mower Unit</p>	<p>101. Reel cutter section.....63</p> 	<p>102. Bedknife section .....65</p> 	<p>103. Front roller section.....67</p> 
<p>104. Front roller section.....68</p> 	<p>105. Rear roller section .....69</p> 	<p>106. Reel cover section .....70</p> 	<p>107. Groomer gear case section A .....71</p> 
<p>108. Groomer gear case section B .....72</p> 	<p>109. Groomer ASSY section .....74</p> 	<p>110. Groomer section .....75</p> 	<p>111. Dethatching reel ASSY section .....76</p> 
<p>112. Dethatching reel section .....77</p> 	<p>113. Dethatching brush ASSY section .....78</p> 	<p>114. Dethatching brush section .....79</p> 	<p>115. CR brush section .....80</p> 

116. Scraper section .....82



117. Smooth front roller section .....83

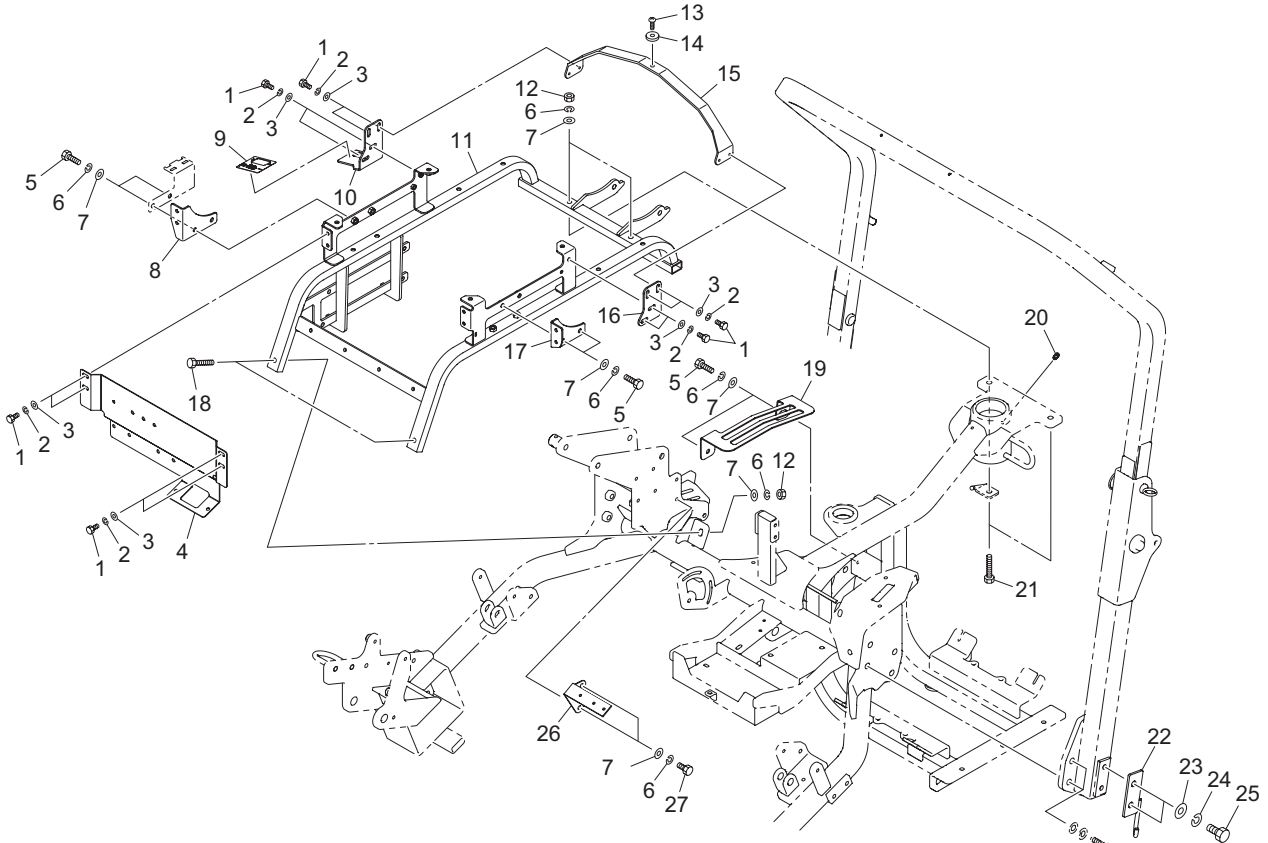




# Main Vehicle

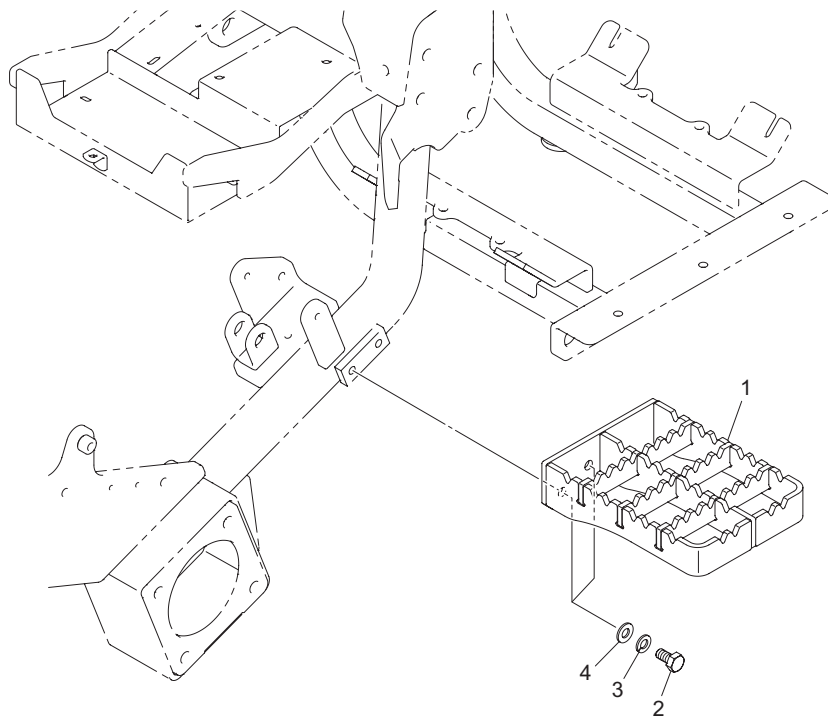
# 1. Frame section

LM311



LM311\_001\_z00

Cat No.	Code No.	Part name	Qty	Remark	SN of application
1-1	K0000060152	BOLT, M6-15	8		
1-2	K0200060002	WASHER, SPRING M6	8		
1-3	K5000060002	WASHER, M6	8		
1-4	LM311--0205ZR	PANEL, MOUNTING ELECTRIC EQUIPMENT	1		
1-5	K0000080202	BOLT, M8-20	6		
1-6	K0200080002	WASHER, SPRING M8	12		
1-7	K5000080002	WASHER, M8	12		
1-8	LM311--0207ZD	PLATE, MOUNTING COVER BRACKET (RH)	1		
1-9	K4203001580	DECAL, LAPPING SWITCH	1		
1-10	LM311--0204ZD	PANEL, MOUNTING RAPPING SW	1		
1-11	LM311--0202ZD	FRAME, TANK	1		
1-12	K0100080002	NUT, M8	4		
1-13	K0045080302	SCREW, + TRUSS HEAD M8-30	1		
1-14	K4031000070	RUBBER, VIBRATION PROOF 5-825	1		
1-15	LM315GC2703ZD	CLAMP, REAR COVER	1		
1-16	LM311--0203ZD	PLATE, MOUNTING COVER BRACKET	1		
1-17	LM311--0206ZD	PLATE, MOUNTING COVER BRACKET (LH)	1		
1-18	K0000080402	BOLT, M8-40	2		
1-19	LM311--0209Z2	GUARD, JOINT	1		
1-20	K1440000010	GREASE NIPPLE, STRAIGHT TYPE A	1		
1-21	K0000080452	BOLT, M8-45	2		
1-22	LM311--0208ZD	LATCH, MOTOR #1	1		
1-23	K5000120002	WASHER, M12	2		
1-24	K0200120002	WASHER, SPRING M12	2		
1-25	K0000120202	BOLT, M12-20	2		
1-26	LM311--0211ZD	BRACKET A, MOUNTING RELAY	1		
1-27	K0000080152	BOLT, M8-15	2		

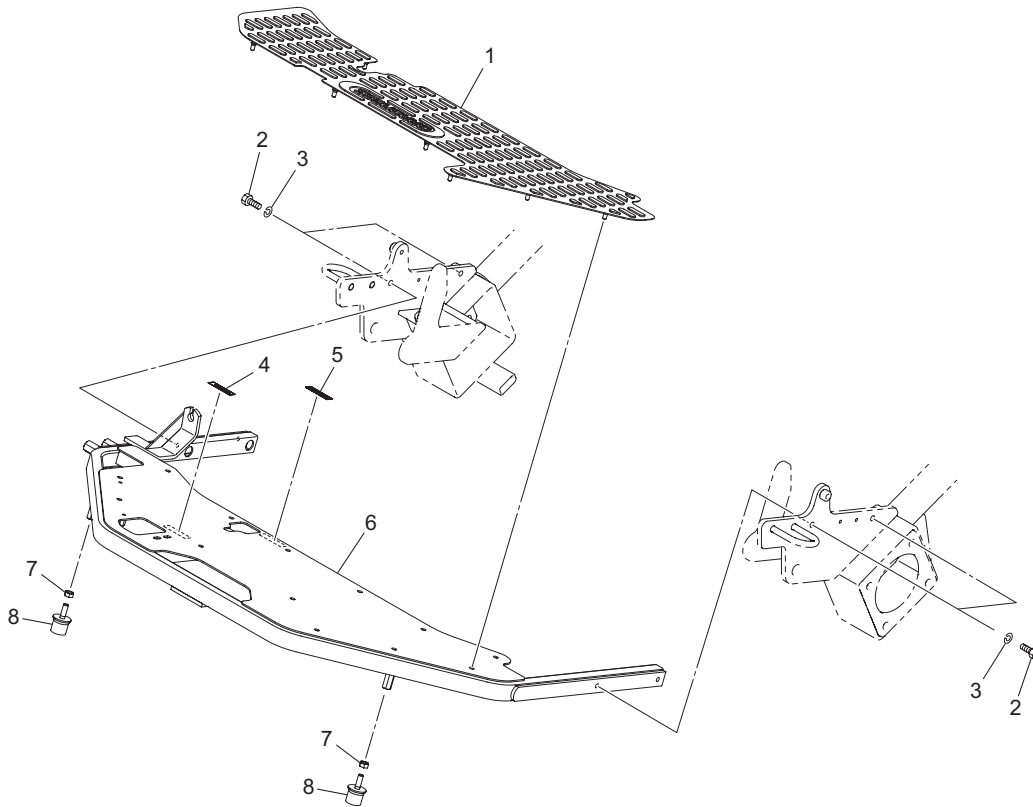


LM311\_002\_z00

Cat No.	Code No.	Part name	Qty	Remark	SN of application
2-1	LM311--0901AD	STEP, GETTING ON & OFF	1		
2-2	K0000100202	BOLT, M10-20	2		
2-3	K0200100002	WASHER, SPRING M10	2		
2-4	K5000100002	WASHER, M10	2		

### 3. Front frame & Transitions section A

LM311

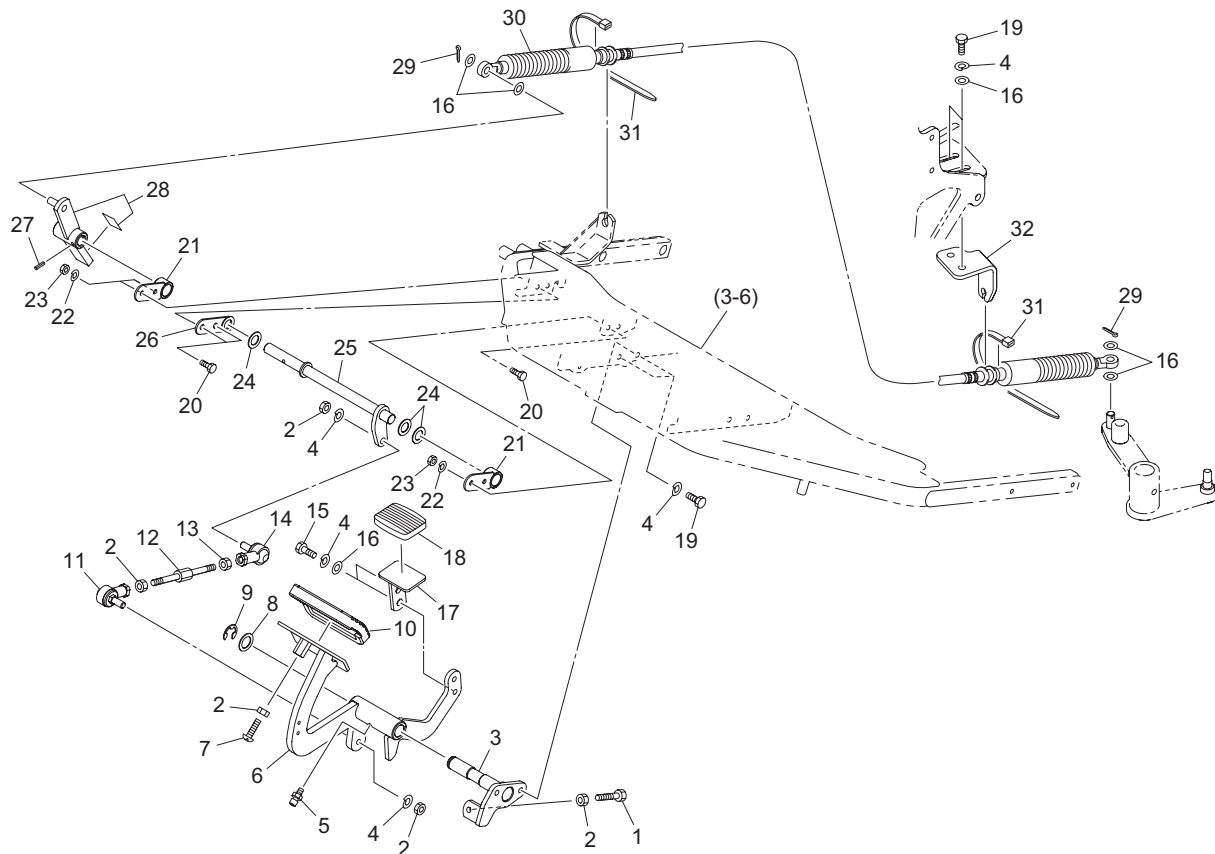


LM311\_003\_z00

Cat No.	Code No.	Part name	Qty	Remark	SN of application
3-1	LM315GC0302Z0	SHEET, RUBBER LARGE FOR STEP	1		
3-2	K0010080202	BOLT, HT M8-20	4		
3-3	K0200080002	WASHER, SPRING M8	4		
3-4	K4203001430	DECAL, FORWARD	1		
3-5	K4203001440	DECAL, BACKWARD	1		
3-6	LM311--0301AD	FRAME, FRONT	1		
3-7	K0100080002	NUT, M8	2		
3-8	K4039000100	RUBBER, STOPPER	2		

# 4. Front frame & Transitions section B (Pedal)

LM311

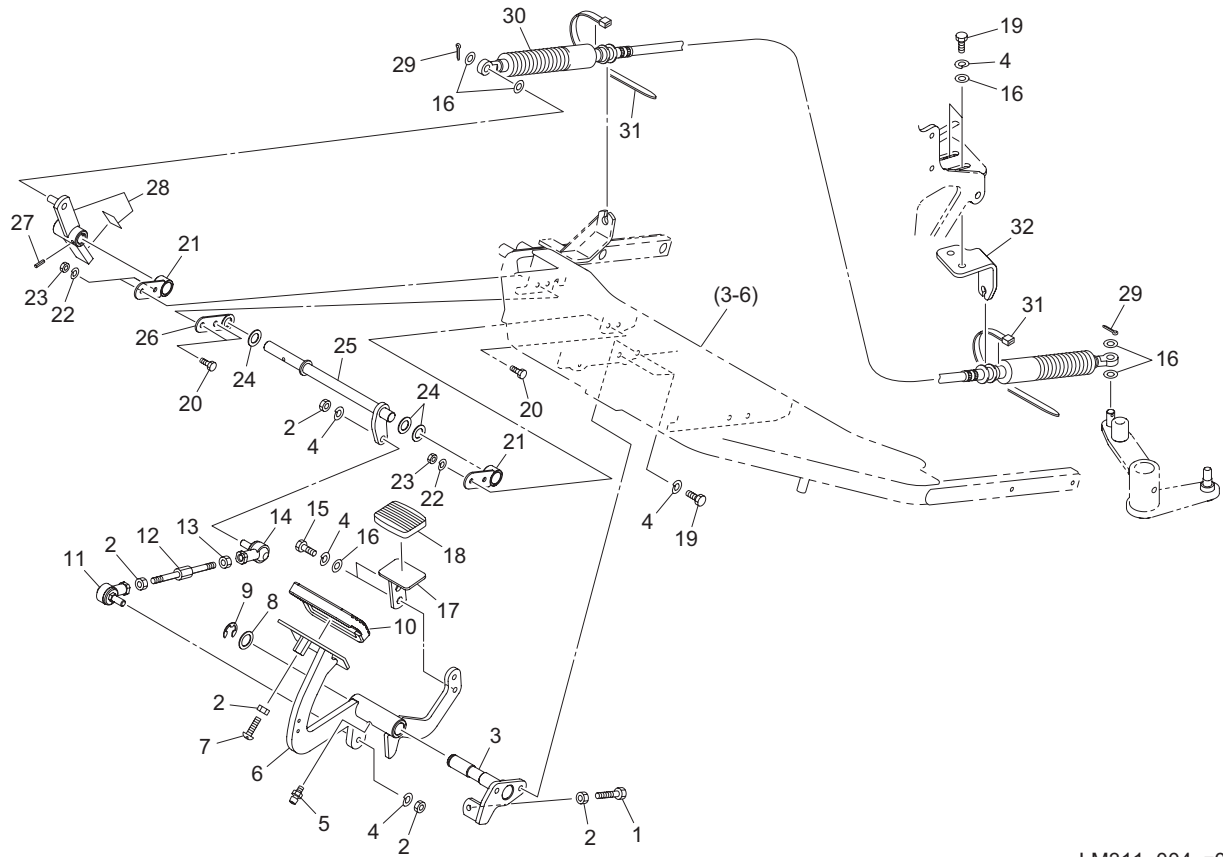


LM311\_004\_z00

Cat No.	Code No.	Part name	Qty	Remark	SN of application
4-1	K0000080302	BOLT, M8-30	1		
4-2	K0100080002	NUT, M8	5		
4-3	LM315GC0303ZD	FULCRUM, TRAVELING PEDAL	1		
4-4	K0200080002	WASHER, SPRING M8	8		
4-5	K1440000010	GREASE NIPPLE, STRAIGHT TYPE A	1		
4-6	LM315GC0304AD	PEDAL, TRAVELLING	1		
4-7	K0045080302	SCREW, + TRUSS HEAD M8-30	1		
4-8	K5051016240	WASHER, C5191P 1-16-24	1		
4-9	K0400012002	RING, RETAINING E M12	1		
4-10	K4050000050	RUBBER, FOR PEDAL 70100	1		
4-11	K1608080000	JOINT, SPHERICAL SQ8	1		
4-12	K6084000122	SHAFT, ADJUSTING THREADED M8	1		
4-13	K0180080002	NUT, LEFT-HANDED M8	1		
4-14	K16080800L0	JOINT, SPHERICAL SQ8L	1		
4-15	K0000080152	BOLT, M8-15	2		
4-16	K5000080002	WASHER, M8	8		
4-17	LM315GC0305AD	PEDAL, BACKWARD	1		
4-18	K4050000020	RUBBER, FOR PEDAL 4560	1		
4-19	K0000080202	BOLT, M8-20	4		
4-20	K0000060202	BOLT, M6-20	4		
4-21	LM315GB0314A2	HARDWARE, FULCRUM	2		
4-22	K0200060002	WASHER, SPRING M6	4		
4-23	K0100060002	NUT, M6	4		
4-24	K5051013220	WASHER, C5191P 1-13-22	2		10001-10005
4a-24	K5051013220	WASHER, C5191P 1-13-22	3		10006-
4-25	LM315GC0306Z2	SHAFT, INTERMEDIATE LEVER	1		
4-26	LM315GB0318Z2	SPACER	1		
4-27	K0324040251	PIN, SPIRAL M4-25	1		
4-28	LM315GC0311Z0	LEVER COMP, CABLE	1		
4-29	K0300020202	PIN, COTTER M2-20	2		

# 4. Front frame & Transitions section B (Pedal)

LM311

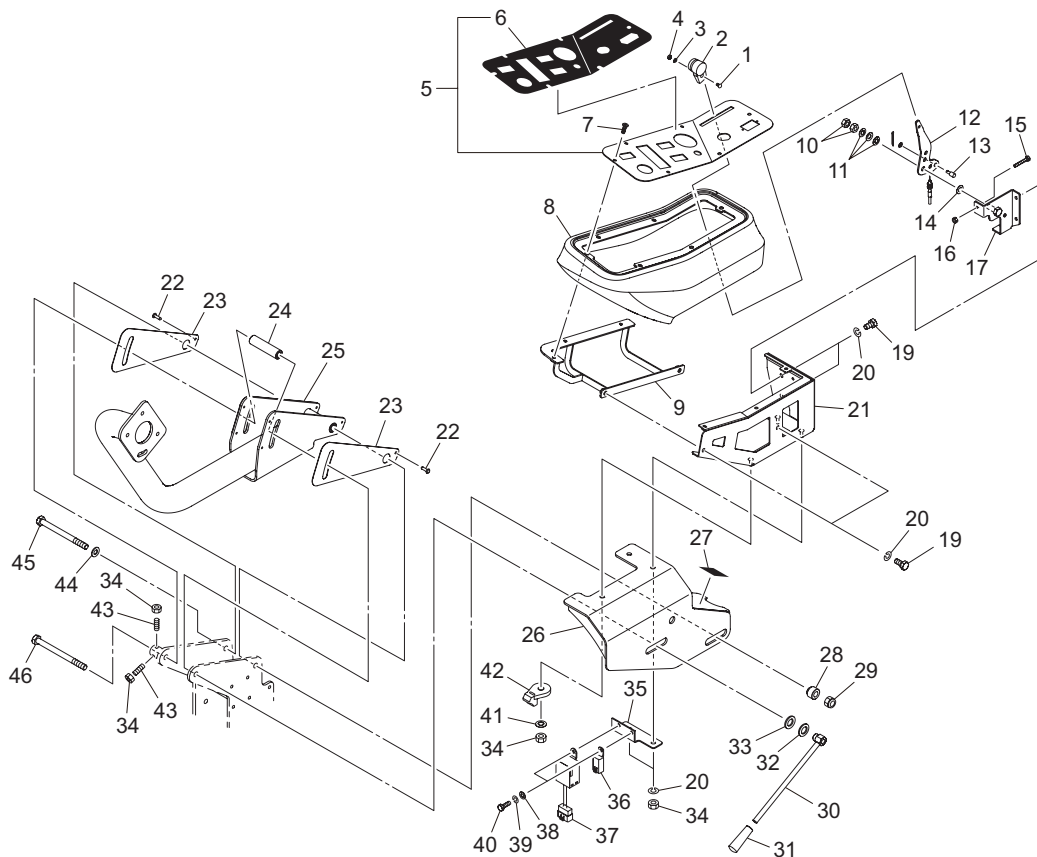


LM311\_004\_z00

Cat No.	Code No.	Part name	Qty	Remark	SN of application
4-30	K1160121010	CABLE, PUSH-PULL 1210	1		
4-31	K4241000120	BAND, PLASTIC TRCV-100W	2		
4-32	LM315GC0310ZD	BRACKET, CABLE	1		

# 5. Steering section A (Operating panel)

LM311

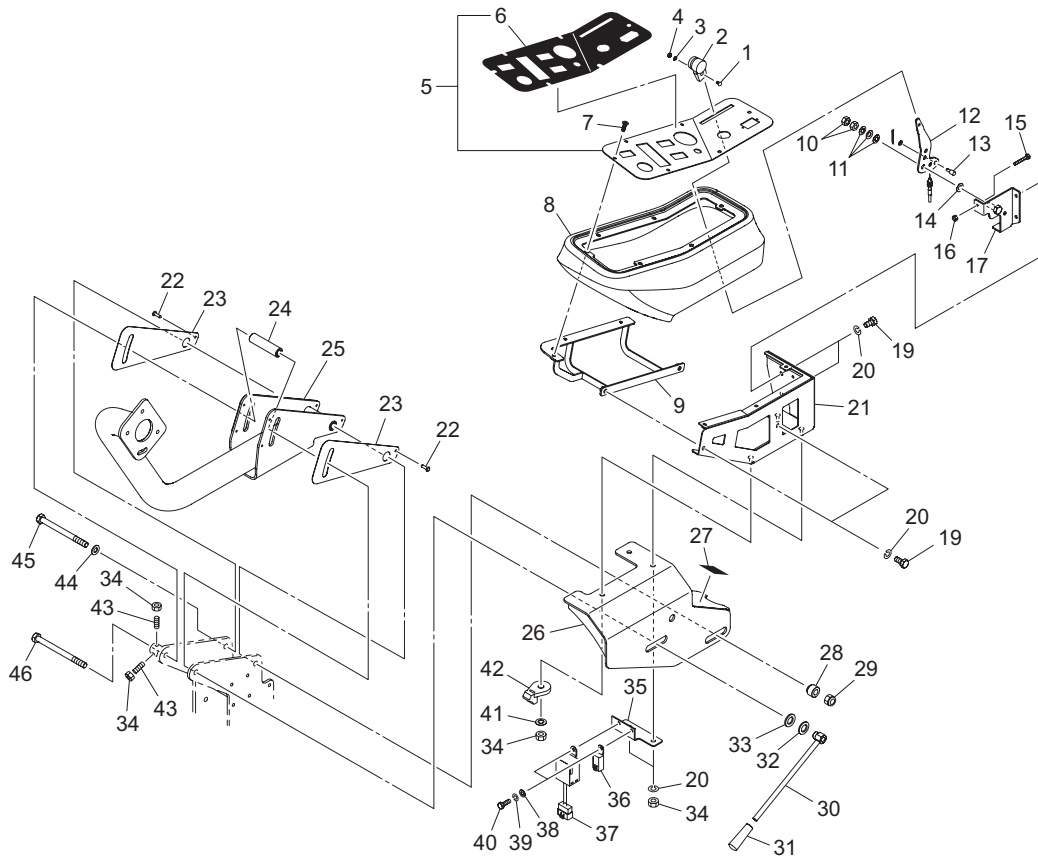


LM311\_005\_z02

Cat No.	Code No.	Part name	Qty	Remark	SN of application
5-1	K0042050082	SCREW, + ROUND HEAD M5-8	1		
5-2	K1301000150	GRIP, PLASTIC THROTTLE LEVER	1		
5-3	K0200050002	WASHER, SPRING M5	1		
5-4	K0100050002	NUT, M5	1		
5-5	LM311--0523A0	PANEL COMP, D OPERATION PANEL	1		
5-6	LM311--0508A0	DECAL, OPERATION	1		
5-7	K0069000299	BOLT, FLAT HEAD W/HEX HOLE M6-16	6		
5-8	LM311--0509Z0	COVER, CONTROL ARM	1		
5-9	LM311--0506ZD	MOUNT, OPERATION PANEL	1		10001-10002
5a-9	LM311--0506AD	MOUNT, OPERATION PANEL	1		10003-
5-10	K0103100002	NUT, P1.25 M10	2		
5-11	K0210100002	SPRING, CONICAL DISC L M10	3		
5-12	LM311--0503Z3	LEVER, THROTTLE	1		
5-13	K6156000070	PIN, WIRE STOP	1		
5-14	K5011010202	WASHER, SPCC 1-10-20	1		
5-15	K0000060402	BOLT, M6-40	1		
5-16	K0100060002	NUT, M6	1		
5-17	LM551--2402Z2	BRACKET, LEVER	1		
5-18					
5-19	K0000080152	BOLT, M8-15	4		
5-20	K0200080002	WASHER, SPRING M8	6		
5-21	LM551--0614ZD	METAL, CONTROL ARM	1		
5-22	K4510615160	RIVET, BLIND AVEX 1661-0516	6		
5-23	LM315GB1102A0	FACING	2		
5-24	K621200305D	COLLAR, STKM 12.8-22-76	1		
5-25	LM311--0501ZD	ARM, HANDLE	1		
5-26	LM311--0502ZD	MOUNT, CONTROL ARM	1		
5-27	LM311--0510B0	DECAL, INDICATING REEL ROTATION	1		
5-28	LM311--0504Z2	COLLAR, STEPPED	1		
5-29	K0144120002	NUT, W/F-RING M12	1		

# 5. Steering section A (Operating panel)

LM311



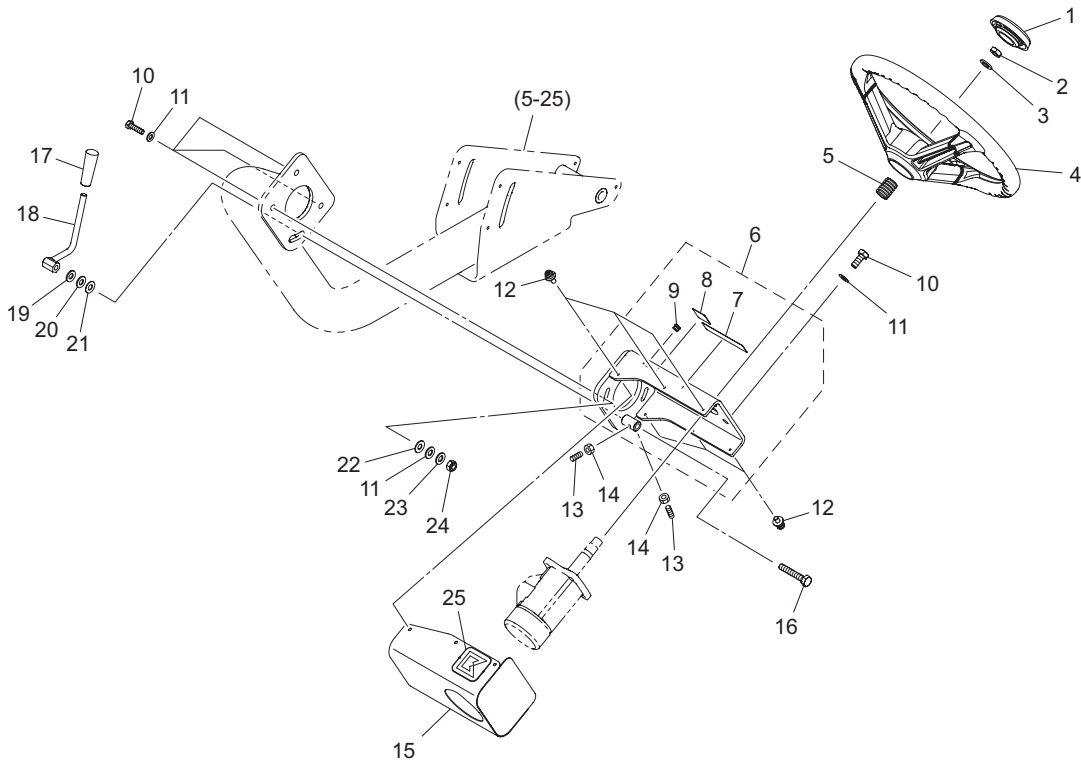
LM311\_005\_z02

Cat No.	Code No.	Part name	Qty	Remark	SN of application
5-30	LM311--0512ZD	LEVER, FIXING HANDLE ARM	1		
5-31	K1300000070	GRIP, PLASTIC BLACK 9-22	1		
5-32	K0212160002	WASHER, DISK SPRING 1L M16	1		
5-33	K5000160002	WASHER, M16	1		
5-34	K0100080002	NUT, M8	5		
5-35	LM311--0511AD	BRACKET B, MOUNTING RELAY	1		
5-36	K3681000090	RELAY, ACA12135	1		
5-37	K3683000010	TIMER, OFF DELAY 0.9S	1		
5-38	K5000060002	WASHER, M6	2		
5-39	K0200060002	WASHER, SPRING M6	2		
5-40	K0000060152	BOLT, M6-15	2		
5-41	K0210080002	SPRING, CONICAL DISC L M8	1		
5-42	K4241000150	MOUNT, TIE CLB8-SB10	1		
5-43	K0023080151	SETSCREW, M8-15	2		
5-44	K5000120002	WASHER, M12	1		
5-45	K0003121402	BOLT, M12-140	1		
5-46	K0003121502	BOLT, M12-150	1		



# 6. Steering section B (Steering)

LM311

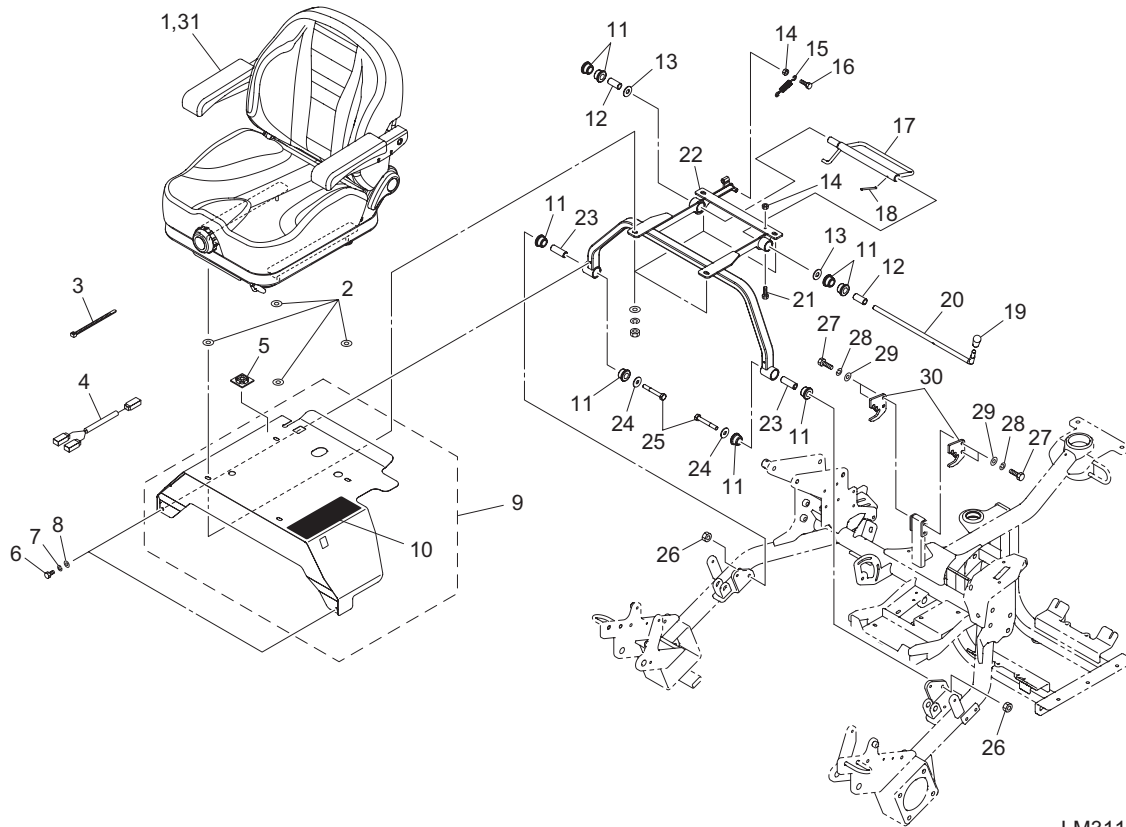


LM311\_006\_z00

Cat No.	Code No.	Part name	Qty	Remark	SN of application
6-1	K1310000130	CAP, RUBBER	1		
6-2	K0105160002	NUT, P1.5 M16-3	1		
6-3	K0212160002	WASHER, DISK SPRING 1L M16	1		
6-4	K1710000110	STEERING, V02718B-0000	1		
6-5	K3194200300	TUBE, CORRUGATED, 19-30	1		
6-6	LM311--0522Z0	MOUNT COMP, ROLL	1		
6-7	K4205002400	DECAL, CAUTION SLOPE 3WD	1		
6-8	K4205002090	DECAL, CAUTION NOISE	1		
6-9	K1310000200	CAP, FILLING	1		
6-10	K0000080302	BOLT, M8-30	3		
6-11	K5000080002	WASHER, M8	6		
6-12	K0044040103	SCREW, + ROUND HEAD W/W/SW M4-10	6		
6-13	K0023060151	SETSCREW, M6-15	2		
6-14	K0100060002	NUT, M6	2		
6-15	LM315GC0409ZD	COVER, ORBIT ROLL	1		
6-16	K0000100602	BOLT, M10-60	1		
6-17	K1300000070	GRIP, PLASTIC BLACK 9-22	1		
6-18	LM315GB1107ZD	LEVER, HANDLE	1		
6-19	K0213100002	WASHER, DISK SPRING 1H M10	1		
6-20	K5000100002	WASHER, M10	1		
6-21	K5051010220	WASHER, C5191P 1-10-22	1		
6-22	K5051008180	WASHER, C5191P 1-8-18	3		
6-23	K0213080002	WASHER, DISK SPRING 1H M8	3		
6-24	K0144080002	NUT, W/F-RING M8	3		
6-25	K4201000590	DECAL, K	1		

# 7. Seat section

LM311

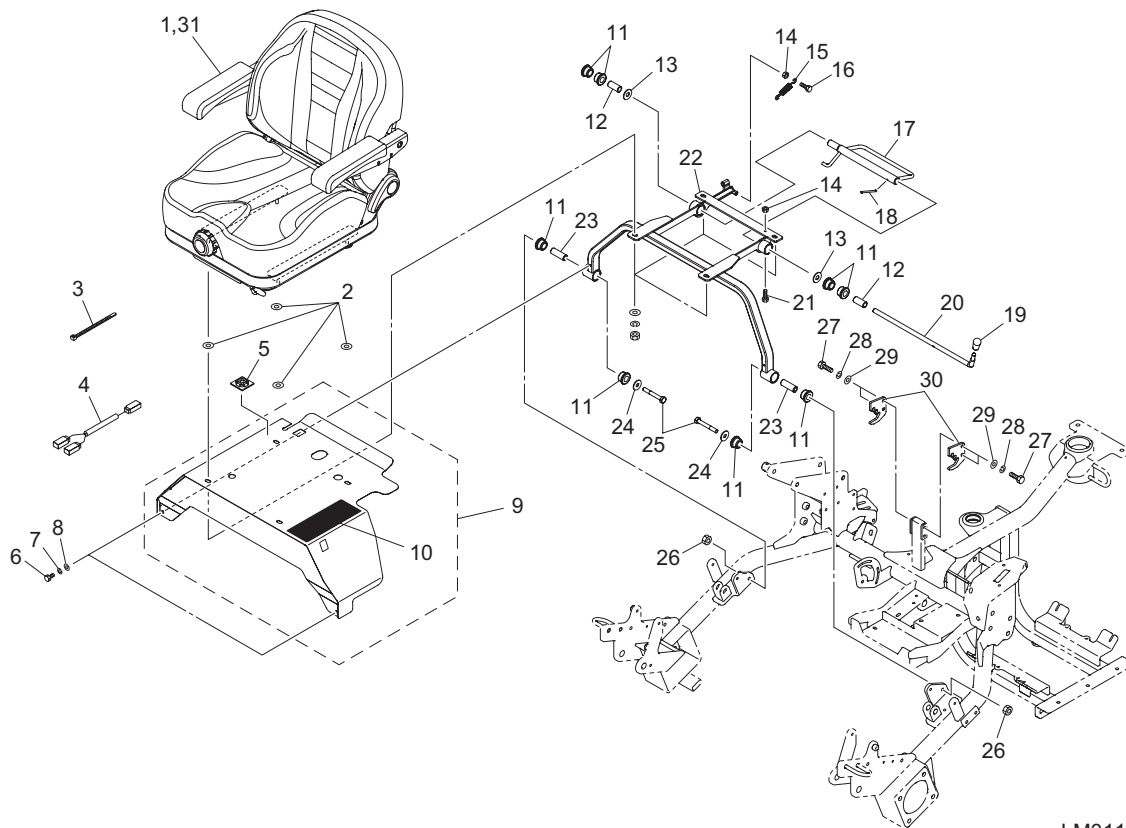


LM311\_007\_z01

Cat No.	Code No.	Part name	Qty	Remark	SN of application
7-1	K1700000630	SHEET, ES201 W/NC RAIL	1		
7-2	K5012308262	WASHER, SPCC 2.3-8-26	4		
7-3	K4241000040	BAND, PLASTIC TRCV-200W	4		
7-4	K3620001030	WIRING, SEAT SWITCH	1		
7-5	K4251000030	FITTING, NYRON SGABM25-AV	1		
7-6	K0000060102	BOLT, M6-10	2		
7-7	K0200060002	WASHER, SPRING M6	2		
7-8	K5000060002	WASHER, M6	2		
7-9	LM311--2804A0	COVER COMP. SEAT BASE	1		
7-10	LM2400-0918Z0	DECAL, OPERATION 2	1		
7-11	K4031000050	RUBBER, ROUND FOR HANDLE 35	8		
7-12	K6212004282	COLLAR, STKM 12.8-18-40	2		
7-13	K5012013322	WASHER, SPCC 2-12.8-32	2		
7-14	K0100060002	NUT, M6	2		
7-15	K1020000198	SPRING, W/ROUND HOOK M2.6-15.5-84	1		
7-16	K0000060252	BOLT, M6-25	1		
7-17	LM315GC2807ZD	SUPPORT	1		
7-18	K0324040251	PIN, SPIRAL M4-25	1		
7-19	K1300000070	GRIP, PLASTIC BLACK 9-22	1		
7-20	LM311--2802Z2	LEVER	1		
7-21	K0000060302	BOLT, M6-30	1		
7-22	LM315GC2803CD	BASE, SEAT	1		
7-23	K6212004302	COLLAR, STKM 10.2-18-51.5	2		
7-24	K5012010312	WASHER, SPCC 2-10-31	2		
7-25	K0056100750	SCREW, SUS+TRUSS M10-75	2		
7-26	K0100100002	NUT, M10	2		
7-27	K0000080252	BOLT, M8-25	4		
7-28	K0200080002	WASHER, SPRING M8	4		
7-29	K5000080002	WASHER, M8	4		
7-30	LM315GC2808ZD	PLATE, ADJUSTING B	2		

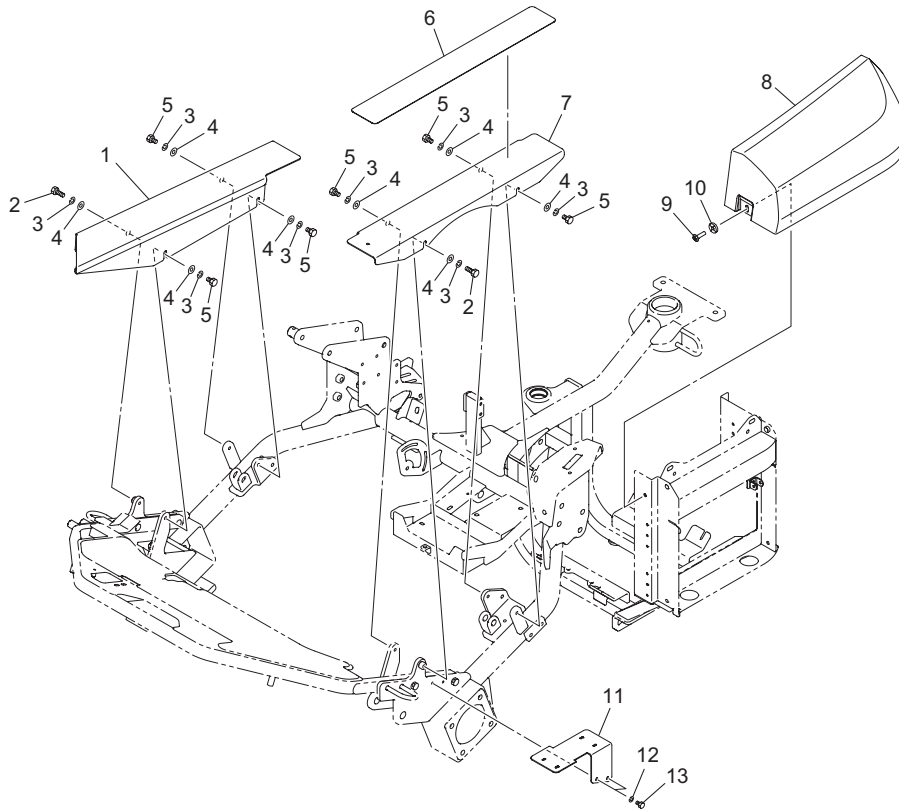
# 7. Seat section

LM311



LM311\_007\_z01

Cat No.	Code No.	Part name	Qty	Remark	SN of application
7-31	OPS754C	SWITCH, SEAT ES201	2		

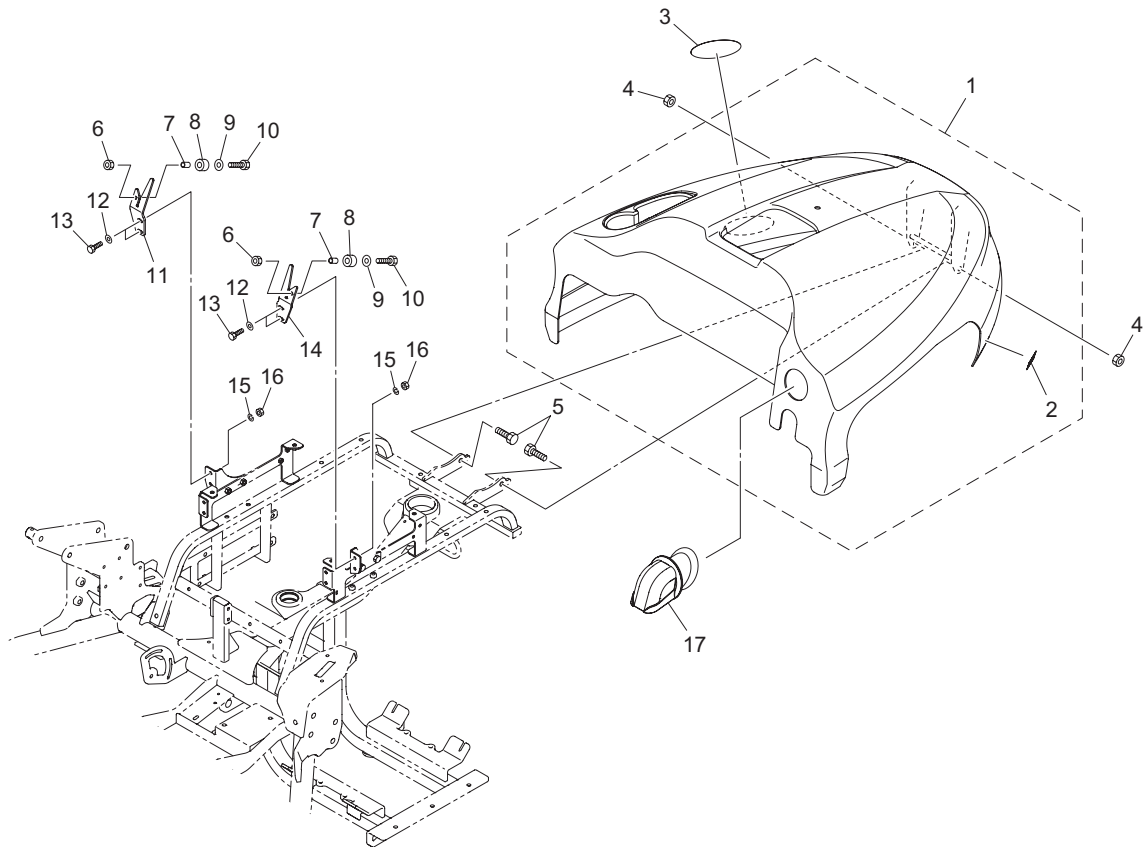


LM311\_008\_z00

Cat No.	Code No.	Part name	Qty	Remark	SN of application
8-1	LM311--2319AD	STEP, (RH)	1		
8-2	K0000080252	BOLT, M8-25	2		
8-3	K0200080002	WASHER, SPRING M8	8		
8-4	K5000080002	WASHER, M8	8		
8-5	K0000080152	BOLT, M8-15	6		
8-6	K4400000160	SHEET, NONSKID 62786	1		
8-7	LM311--2313AD	STEP, (LH)	1		
8-8	LM311--2309Z0	COVER COMP, SIDE	1		
8-9	K0045080302	SCREW, + TRUSS HEAD M8-30	1		
8-10	K4031000070	RUBBER, VIBRATION PROOF 5-825	1		
8-11	LM311--2315ZD	COVER, CYLINDER (LH)	1		
8-12	K0200060002	WASHER, SPRING M6	2		
8-13	K0000060102	BOLT, M6-10	2		

# 9. Cover section B

LM311

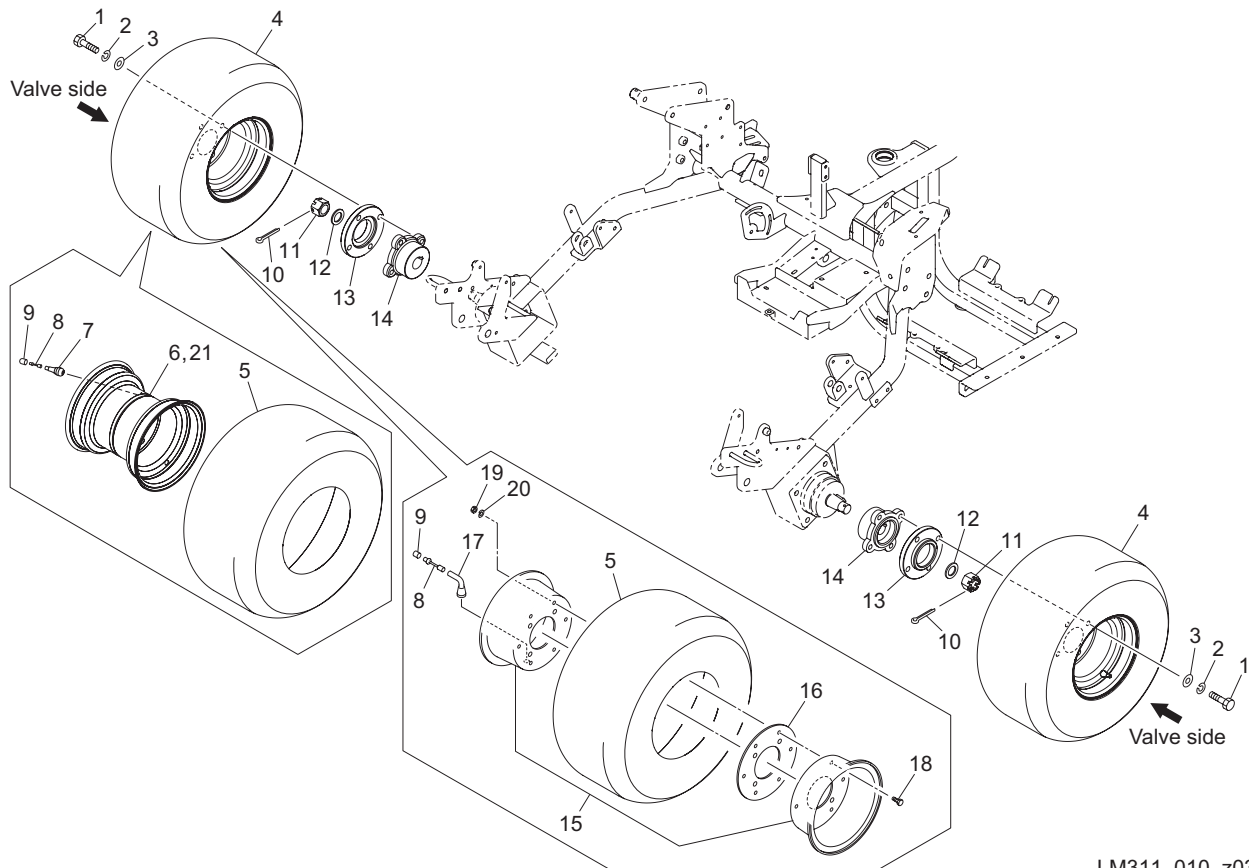


LM311\_009\_z00

Cat No.	Code No.	Part name	Qty	Remark	SN of application
9-1	LM311--2301Z0	COVER COMP, REAR W/M-D	1		
9-2	K4205001920	DECAL, CAUTION HOT PARTS	1		
9-3	LM311--2316Z0	DECAL, LM2710	1		
9-4	K0144100002	NUT, W/F-RING M10	2		
9-5	K0000100252	BOLT, M10-25	2		
9-6	K0100080002	NUT, M8	2		
9-7	K6212001952	COLLAR, STKM M8-10-16	2		
9-8	K4031000100	STOPPER, RUBBER	2		
9-9	K5000080002	WASHER, M8	2		
9-10	K0000080302	BOLT, M8-30	2		
9-11	LM315GC2108Z2	PLATE, SUPPORTING REAR COVER (RH)	1		
9-12	K5000060002	WASHER, M6	4		
9-13	K0000060202	BOLT, M6-20	4		
9-14	LM315GC2109Z2	PLATE, SUPPORTING REAR COVER (LH)	1		
9-15	K0200060002	WASHER, SPRING M6	4		
9-16	K0100060002	NUT, M6	4		
9-17	LM311--2318Z0	COVER, AIR INLET	1		

# 10. Front wheel section

LM311

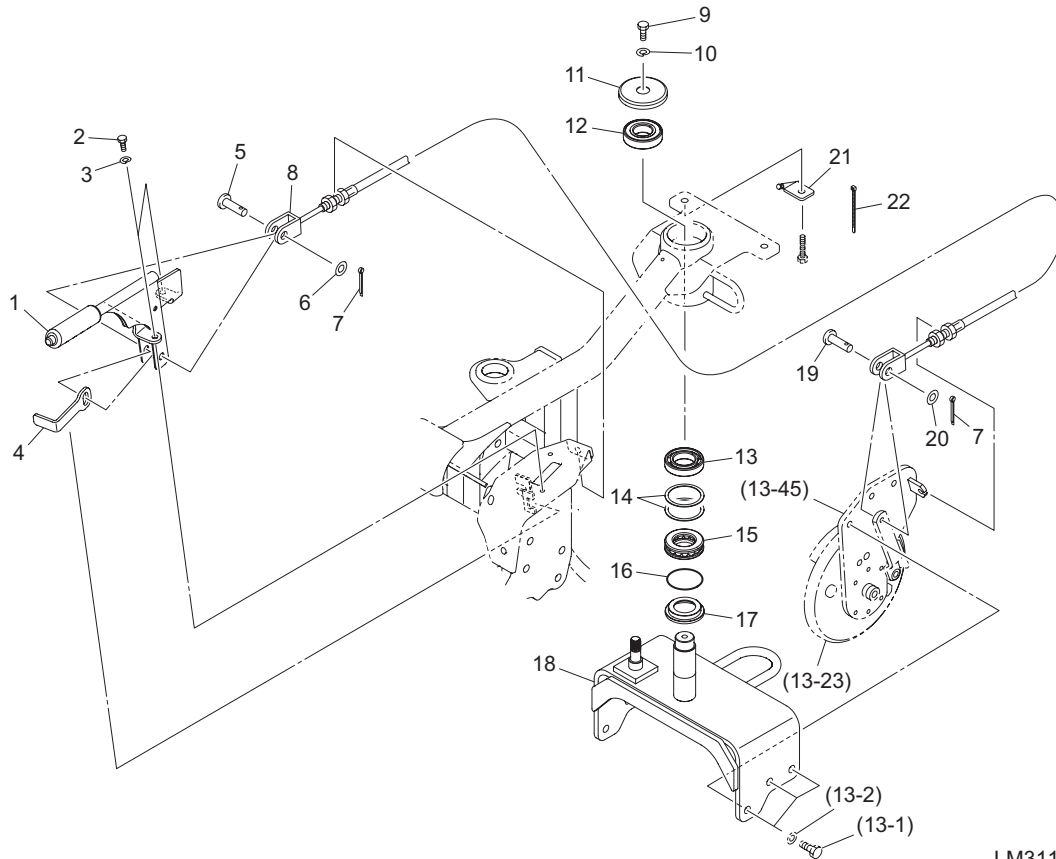


LM311\_010\_z03

Cat No.	Code No.	Part name	Qty	Remark	SN of application
10-1	K0014120502	BOLT, HT P1.5 M12-50	8		
10-2	K0200120002	WASHER, SPRING M12	8		
10-3	K5000120002	WASHER, M12	8		
10-4	K2040001110	TIRE ASSY, 19*10.5-8	2		10001-10005
10a-4	K2040001150	TIRE ASSY, 19*10.5-8	2		10006-10131
10b-4	K2040001180	TIRE ASSY, 19*10.5-8	2		10132-
10-5	K2041000160	TIRE, C190.19*10.5-8-4PR	2		
10-6	K209000104D	WHEEL, 8*8.50 SP D.C	2		10001-10005
10-7	K2097000010	VALVE, RIM TR413	2		10001-10005,10132-
10-8	K2092000020	CORE, VALVE NO.9000	2		
10-9	K2093000010	CAP, VALVE	2		
10-10	K0300050452	PIN, COTTER M5-45	2		
10-11	K0138240002	NUT, HIGH SLOTTED P1.5 M24	2		
10-12	K5073225402	WASHER, SPHC 3.2-25-40	2		
10-13	LM311--1007A2	SPACER, WHEEL	2		
10-14	K216000014D	MOUNT, WHEEL	2		
10-15	K2081000070	TIRE, C190.19*10.5-8-4PR	2		10006-10131
10-16	K2095000010	PACKING, F-8P-D	2		10006-10131
10-17	K2097000040	VALVE, RIM PVR70	2		10006-10131
10-18	K0000080202	BOLT, M8-20	12		10006-10131
10-19	K0144080002	NUT, W/F-RING M8	12		10006-10131
10-20	K0200080002	WASHER, SPRING M8	12		10006-10131
10-21	K209000106D	WHEEL, 8*8.50 SP D.C	2		10032-

# 11. Rear wheel & Brake section A

LM311

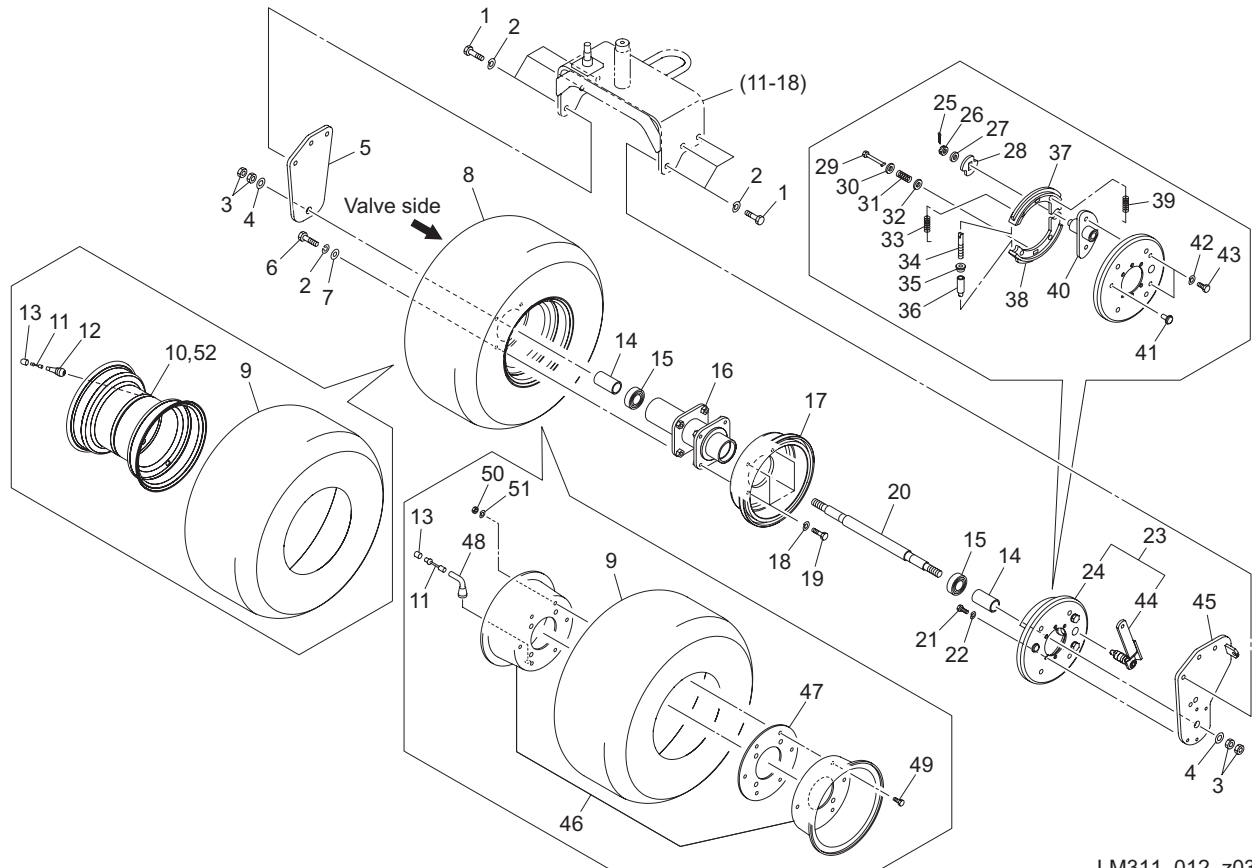


LM311\_011\_z00

Cat No.	Code No.	Part name	Qty	Remark	SN of application
11-1	K1724000020	LEVER ASSY, SIDE BRAKE	1		
11-2	K0000080152	BOLT, M8-15	2		
11-3	K0200080002	WASHER, SPRING M8	2		
11-4	LM315GC1008Z2	METAL, CLAMPING SWITCH	1		
11-5	K6030120242	PIN, FLAT HEAD M12-24	1		
11-6	K5000120002	WASHER, M12	1		
11-7	K0300025202	PIN, COTTER M2.5-20	2		
11-8	K1120171000	WIRE, BRAKE 1710	1		
11-9	K0000100202	BOLT, M10-20	1		
11-10	K0200100002	WASHER, SPRING M10	1		
11-11	K620400053D	COVER, FOR BEARING	1		
11-12	K0612062060	BEARING, BALL SEAL 2RD 6206	1		
11-13	K0600060070	BEARING, BALL 6007	1		
11-14	K5011052622	WASHER, SPCC 1-52-62	2		
11-15	K0640512070	BEARING, BALL THRUST 51207	1		
11-16	K0880052000	O-RING, P52	1		
11-17	K6204000372	RECEIVER, THRUST BEARING	1		
11-18	LM311--1001ZD	ARM, REAR WHEEL	1		
11-19	K6030080172	PIN, FLAT HEAD M8-17	1		
11-20	K5000080002	WASHER, M8	1		
11-21	LM311--1008ZD	BRACKET, WIRE	1		10001-10035
11a-21	LM311--1009ZD	BRACKET, WIRE	1		10036-
11-22	K4241000040	BAND, PLASTIC TRCV-200W	2		

# 12. Rear wheel & Brake section B for 2WD

LM311



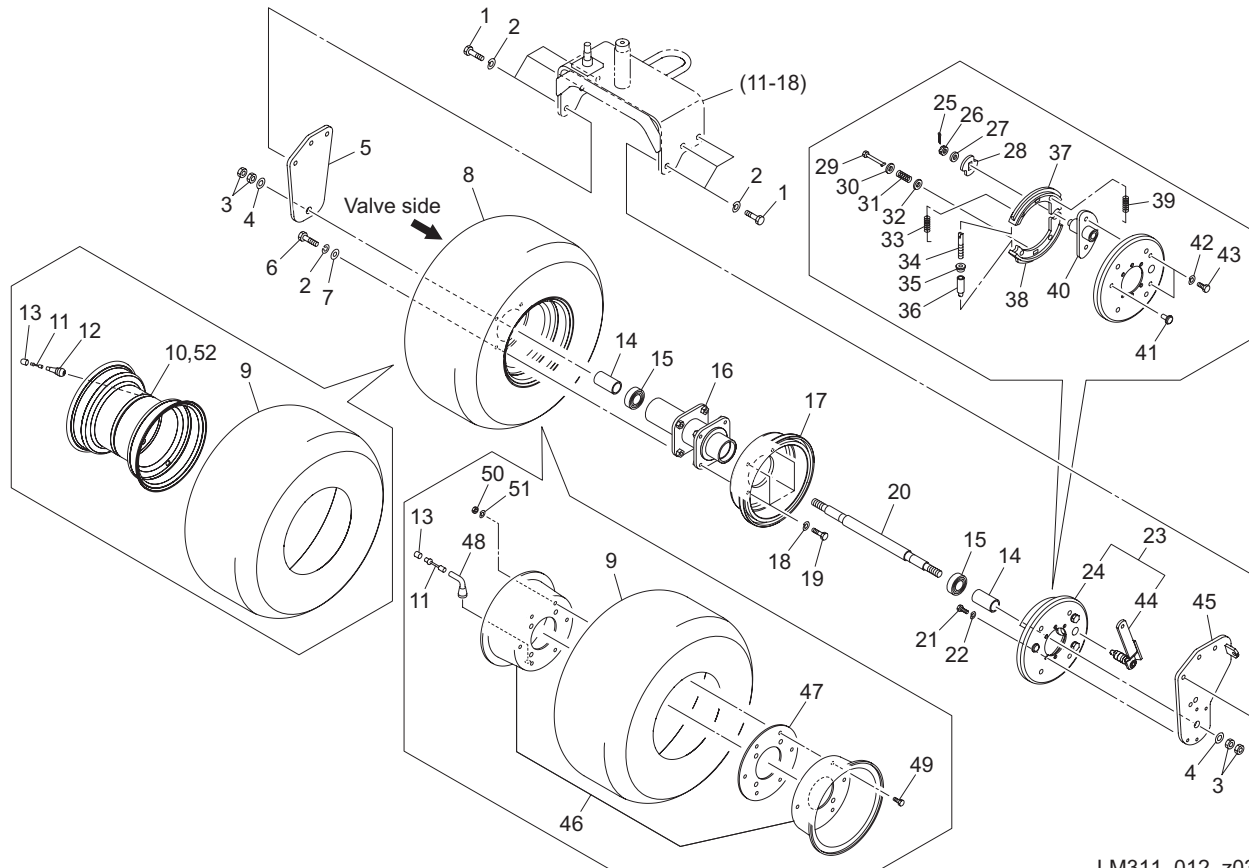
LM311\_012\_z03

Cat No.	Code No.	Part name	Qty	Remark	SN of application
12-1	K0000120252	BOLT, M12-25	6		
12-2	K0200120002	WASHER, SPRING M12	10		
12-3	K0105160002	NUT, P1.5 M16-3	4		
12-4	K5000160002	WASHER, M16	2		
12-5	LM311--1005ZD	BRACKET, WHEEL (REAR) (RH)	1		
12-6	K0010120302	BOLT, HT P1.75 M12-30	4		
12-7	K5000120002	WASHER, M12	4		
12-8	K2040001110	TIRE ASSY, 19*10.5-8	1		10001-10005
12a-8	K2040001150	TIRE ASSY, 19*10.5-8	1		10006-10131
12b-8	K2040001180	TIRE ASSY, 19*10.5-8	1		10132-
12-9	K2041000160	TIRE, C190.19*10.5-8-4PR	1		
12-10	K209000104D	WHEEL, 8*8.50 SP D.C	1		10001-10005
12-11	K2092000020	CORE, VALVE NO.9000	1		
12-12	K2097000010	VALVE, RIM TR413	1		10001-10005,10132-
12-13	K2093000010	CAP, VALVE	1		
12-14	K6212003682	COLLAR, STKM 20.225.4-35	2		
12-15	K0612062040	BEARING, BALL SEAL 2RD 6204	2		
12-16	LM311--1003ZD	HOUSING, WHEEL (REAR)	1		
12-17	K6909000202	DRUM, BRAKE 181	1		
12-18	K0200100002	WASHER, SPRING M10	4		
12-19	K0010100302	BOLT, HT M10-30	4		
12-20	LM311--1006ZD	SHAFT, REAR WHEEL	1		
12-21	K0000080152	BOLT, M8-15	6		
12-22	K0200080002	WASHER, SPRING M8	6		
12-23	K1720000300	BRAKE ASSY, W/LEVER	1		
12-24	K1720000070	BRAKE ASSY, 180B	1		
12-25	K0300025322	PIN, COTTER M2.5-32	1		
12-26	P535-1008-00	NUT, CASTLE	1		
12-27	P801-7308-00	WASHER	1		
12-28	P731-7335-00	CAM	1		



# 12. Rear wheel & Brake section B for 2WD

LM311

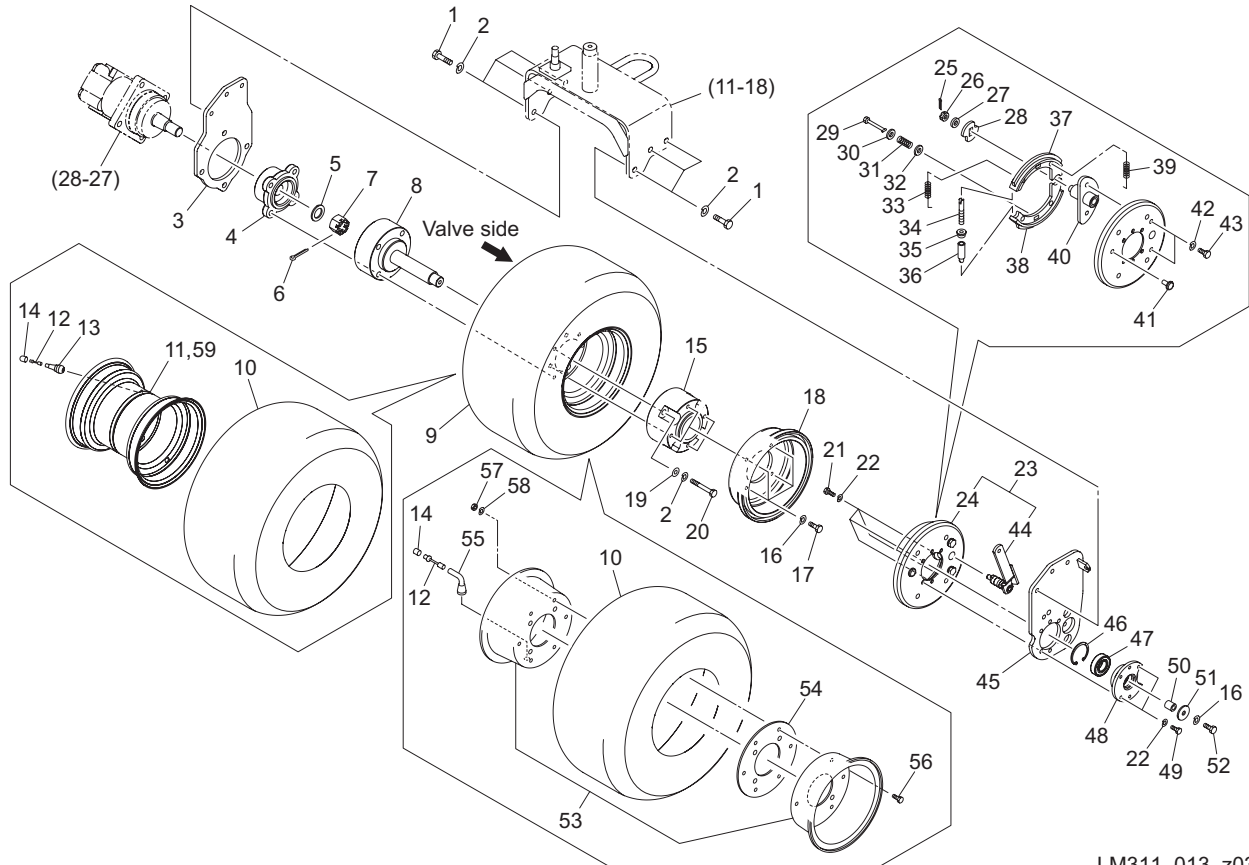


LM311\_012\_z03

Cat No.	Code No.	Part name	Qty	Remark	SN of application
12-29	P713-7044-00	PIN, GUIDE	2		
12-30	P801-7012-00	SEAT, SPRING A	2		
12-31	P154-7033-00	SPRING	2		
12-32	P801-7023-00	SEAT, SPRING B	2		
12-33	P153-8002-00	SPRING	1		
12-34	P722-7341-00	BOLT, ADJUSTING	1		
12-35	P722-7342-00	GEAR, ADJUSTING	1		
12-36	P723-7329-00	SLEEVE	1		
12-37	P741-8007-00	SHOE, BRAKE	1		
12-38	P741-8005-00	SHOE, BRAKE	1		
12-39	P153-8004-00	SPRING	1		
12-40	P712-8003-00	BRACKET, MIYAKO	1		
12-41	P319-7122-00	PLUG	1		
12-42	P573-1025-20	WASHER, SPRING	2		
12-43	P501-1016-10	BOLT	2		
12-44	LM311--1002Z2	LEVER, BRAKE	1		
12-45	LM311--1004ZD	PLATE, MOUNTING BRAKE	1		
12-46	K2081000070	WHEEL SET, 850SP-8	1		10006-10131
12-47	K2095000010	PACKING, F-8P-D	1		10006-10131
12-48	K2097000040	VALVE, RIM PVR70	1		10006-10131
12-49	K0000080202	BOLT, M8-20	6		10006-10131
12-50	K0144080002	NUT, W/F-RING M8	6		10006-10131
12-51	K0200080002	WASHER, SPRING M8	6		10006-10131
12-52	K209000106D	WHEEL, 8*8.50 SP D.C	1		10132-

# 13. Rear wheel & Brake section C for 3WD

LM311

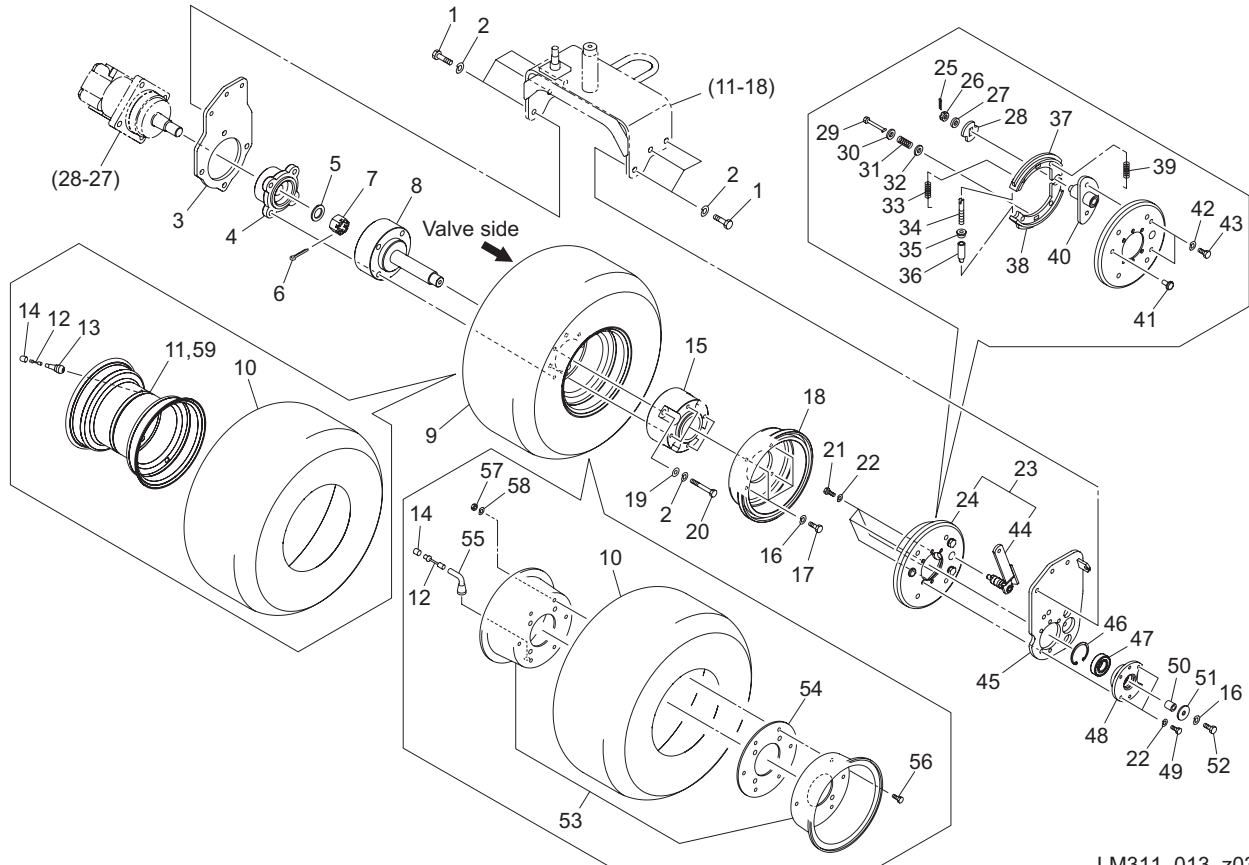


LM311\_013\_z03

Cat No.	Code No.	Part name	Qty	Remark	SN of application
13-1	K0000120252	BOLT, M12-25	6		
13-2	K0200120002	WASHER, SPRING M12	10		
13-3	LM311--1101ZD	PLATE, MOUNTING WHEEL (REAR)	1		
13-4	K216000014D	MOUNT, WHEEL	1		
13-5	K5073225402	WASHER, SPHC 3.2-25-40	1		
13-6	K0300050452	PIN, COTTER M5-45	1		
13-7	K0138240002	NUT, HIGH SLOTTED P1.5 M24	1		
13-8	LM311--1103ZD	SHAFT, WHEEL (REAR) (3WD)	1		10001-10005
13a-8	LM311--1103AD	SHAFT, WHEEL (REAR) (3WD)	1		10006-
13-9	K2040001110	TIRE ASSY, 19*10.5-8	1		10001-10005
13a-9	K2040001150	TIRE ASSY, 19*10.5-8	1		10006-10131
13b-9	K2040001180	TIRE ASSY, 19*10.5-8	1		10132-
13-10	K2041000160	TIRE, C190.19*10.5-8-4PR	1		
13-11	K209000104D	WHEEL, 8*8.50 SP D.C	1		
13-12	K2092000020	CORE, VALVE NO.9000	1		
13-13	K2097000010	VALVE, RIM TR413	1		10001-10005,10132-
13-14	K2093000010	CAP, VALVE	1		
13-15	LM311--1104ZD	MOUNT, BRAKE DRUM	1		10001-10005
13a-15	LM311--1104AD	MOUNT, BRAKE DRUM	1		10006-
13-16	K0200100002	WASHER, SPRING M10	5		
13-17	K0010100302	BOLT, HT M10-30	4		
13-18	K6909000202	DRUM, BRAKE 181	1		
13-19	K5000120002	WASHER, M12	4		
13-20	K0014121102	BOLT, HT P1.5 M12-110	4		
13-21	K0010080252	BOLT, HT M8-25	4		
13-22	K0200080002	WASHER, SPRING M8	6		
13-23	K1720000300	BRAKE ASSY, W/LEVER	1		
13-24	K1720000070	BRAKE ASSY, 180B	1		
13-25	K0300025322	PIN, COTTER M2.5-32	1		
13-26	P535-1008-00	NUT, CASTLE	1		

# 13. Rear wheel & Brake section C for 3WD

LM311

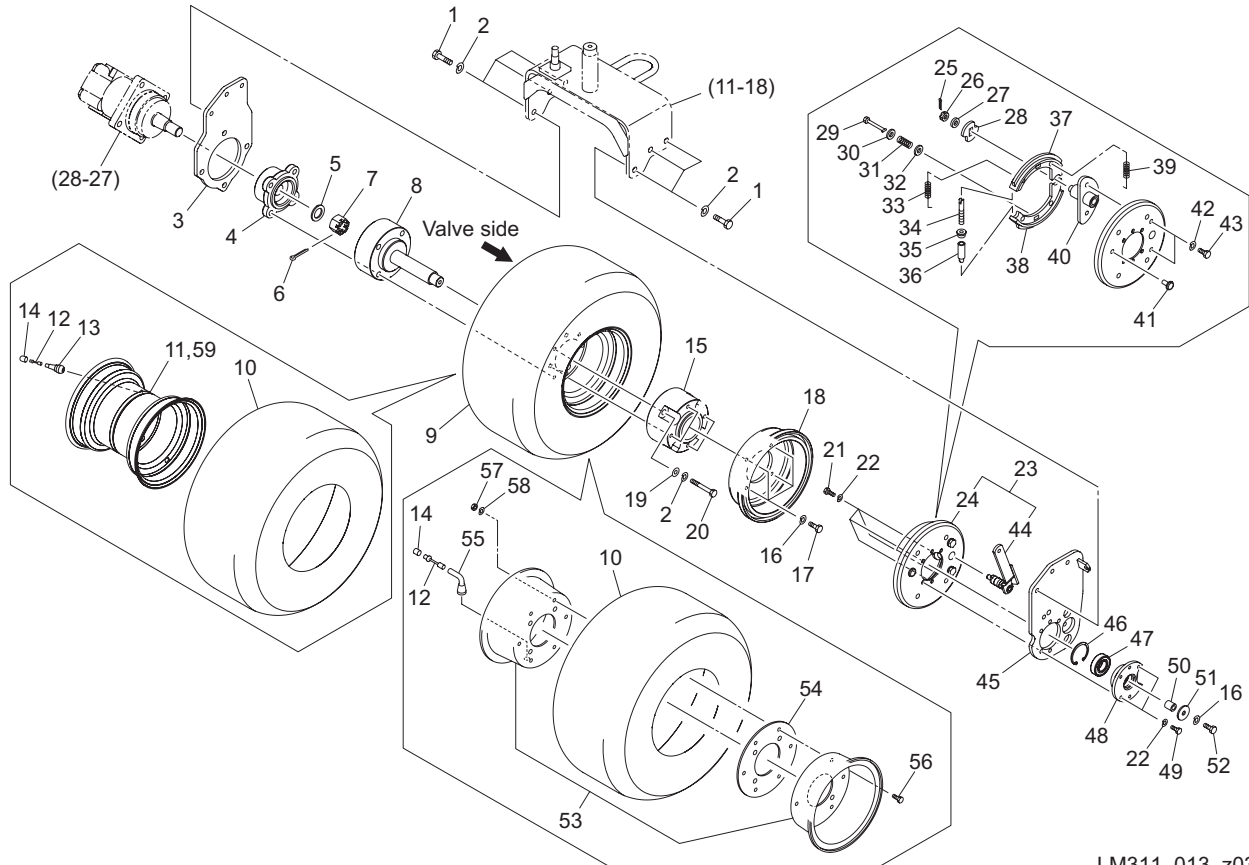


LM311\_013\_z03

Cat No.	Code No.	Part name	Qty	Remark	SN of application
13-27	P801-7308-00	WASHER	1		
13-28	P731-7335-00	CAM	1		
13-29	P713-7044-00	PIN, GUIDE	2		
13-30	P801-7012-00	SEAT, SPRING A	2		
13-31	P154-7033-00	SPRING	2		
13-32	P801-7023-00	SEAT, SPRING B	2		
13-33	P153-8002-00	SPRING	1		
13-34	P722-7341-00	BOLT, ADJUSTING	1		
13-35	P722-7342-00	GEAR, ADJUSTING	1		
13-36	P723-7329-00	SLEEVE	1		
13-37	P741-8007-00	SHOE, BRAKE	1		
13-38	P741-8005-00	SHOE, BRAKE	1		
13-39	P153-8004-00	SPRING	1		
13-40	P712-8003-00	BRACKET, MIYAKO	1		
13-41	P319-7122-00	PLUG	1		
13-42	P573-1025-20	WASHER, SPRING	2		
13-43	P501-1016-10	BOLT	2		
13-44	LM311--1002Z2	LEVER, BRAKE	1		
13-45	LM311--1102ZD	PLATE, MOUNTING REAR WHEEL BRAKE	1		
13-46	K0402052001	RING, RETAINING R M52	1		
13-47	K0613062050	BEARING, BALL SEAL 2RDC3 6205	1		
13-48	K6202000282	HOUSING, REAR WHEEL	1		
13-49	K0000080202	BOLT, M8-20	2		
13-50	K6212001292	COLLAR, STKM 25.2-328	1		
13-51	K5073210352	WASHER, SPHC 3.2-10-35	1		
13-52	K0000100202	BOLT, M10-20	1		
13-53	K2081000070	WHEEL SET, 850SP-8	1		10006-10131
13-54	K2095000010	PACKING, F-8P-D	1		10006-10131
13-55	K2097000040	VALVE, RIM PVR70	1		10006-10131
13-56	K0000080202	BOLT, M8-20	6		10006-10131

# 13. Rear wheel & Brake section C for 3WD

LM311

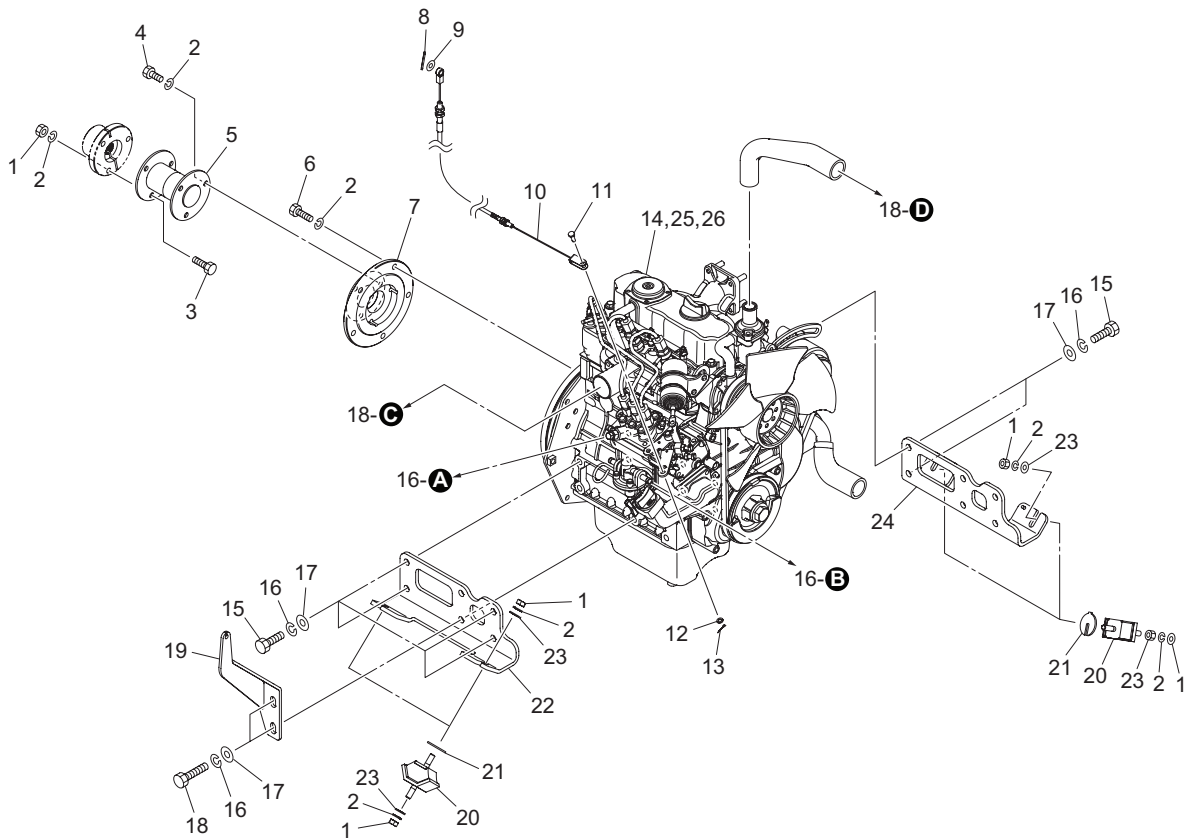


LM311\_013\_z03

Cat No.	Code No.	Part name	Qty	Remark	SN of application
13-57	K0144080002	NUT, W/F-RING M8	6		10006-10131
13-58	K0200080002	WASHER, SPRING M8	6		10006-10131
13-59	K209000106D	WHEEL, 8*8.50 SP D.C	1		10132-

# 14. Engine section A (Engine)

LM311

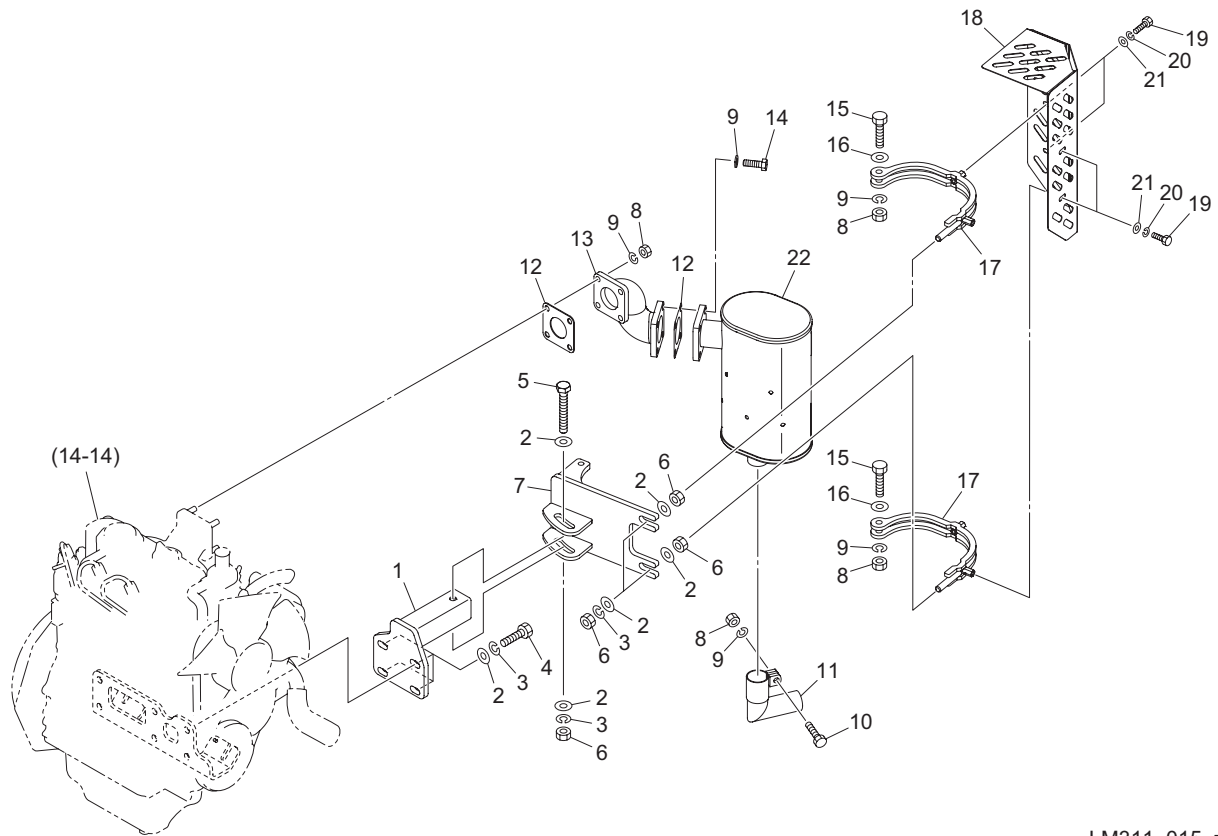


LM311\_014\_z00

Cat No.	Code No.	Part name	Qty	Remark	SN of application
14-1	K0100080002	NUT, M8	11		
14-2	K0200080002	WASHER, SPRING M8	19		
14-3	K0010080252	BOLT, HT M8-25	3		
14-4	K0010080152	BOLT, HT M8-15	3		
14-5	K1620000280	JOINT, TBJ20DF	1		
14-6	K0010080202	BOLT, HT M8-20	5		
14-7	LM311--0801Z2	JOINT, FLYWHEEL	1		
14-8	K0300020202	PIN, COTTER M2-20	1		
14-9	K5000060002	WASHER, M6	1		
14-10	K1110148400	WIRE, THROTTLE 1484	1		
14-11	K6030050152	PIN, FLAT HEAD M5-15	1		
14-12	K5000050002	WASHER, M5	1		
14-13	K0300016122	PIN, COTTER M1.6-12	1		
14-14	K2691000510	ENGINE, KUBOTA D722-E4B-LMKY-2	1		
14-15	K0011100252	BOLT, HT P1.25 M10-25	6		
14-16	K0200100002	WASHER, SPRING M10	8		
14-17	K5000100002	WASHER, M10	8		
14-18	K0011100302	BOLT, HT P1.25 M10-30	2		
14-19	LM315GC0810ZD	MOUNT, WIRE	1		
14-20	K4040000150	RUBBER, VIBRATION PROOF EC4001	4		
14-21	LM315GC0618Z2	SPACER, 1	0-20		
14-22	LM311--0802AD	BRACKET, ENGINE (FRONT)	1		
14-23	K5000080002	WASHER, M8	8		
14-24	LM311--0803AD	BRACKET, ENGINE (REAR)	1		
14-25	PF1J094-3243-0	FILTER, OIL CARTRIDGE	1		
14-26	PF16883-9701-0	BELT, V	1		

# 15. Engine section B (Muffler)

LM311

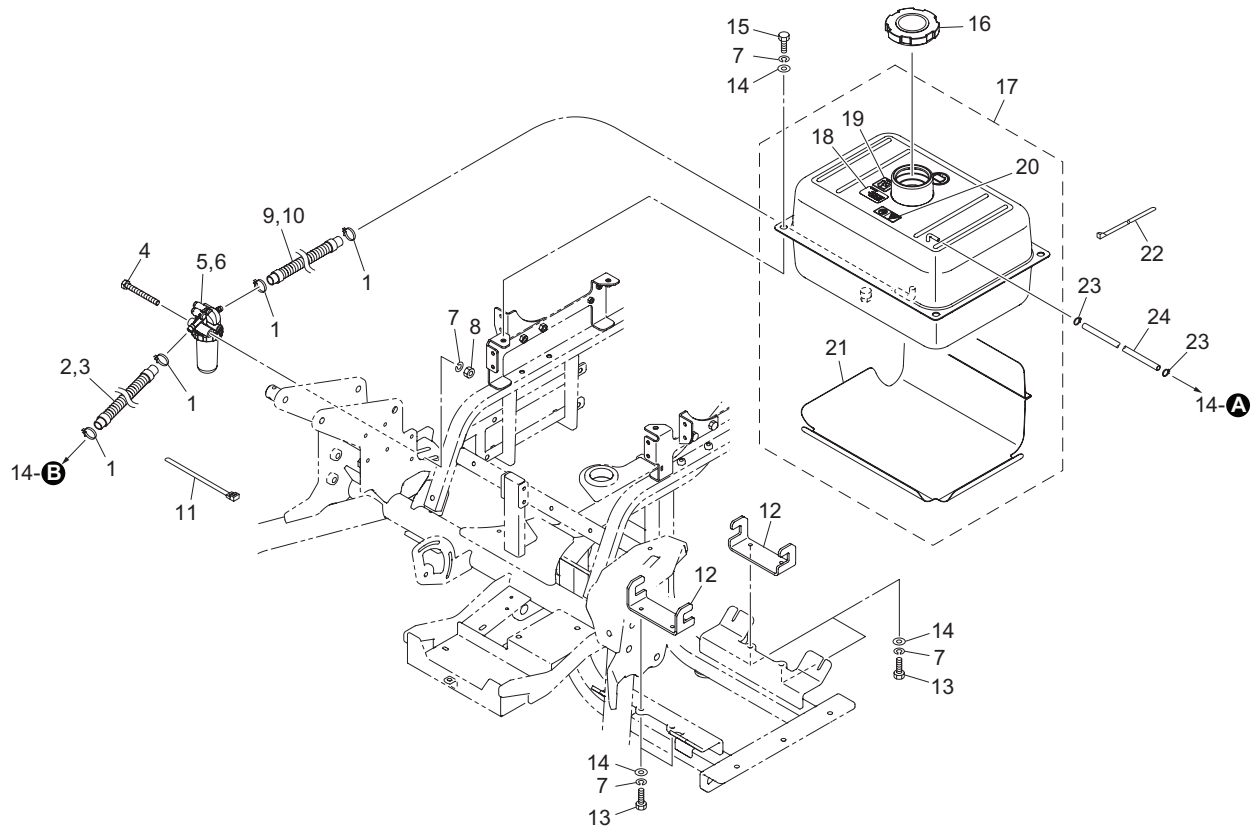


LM311\_015\_z02

Cat No.	Code No.	Part name	Qty	Remark	SN of application
15-1	LM311--0809ZU	BASE, MUFFLER	1		
15-2	K5000100002	WASHER, M10	10		
15-3	K0200100002	WASHER, SPRING M10	7		
15-4	K0011100302	BOLT, HT P1.25 M10-30	4		
15-5	K0000100702	BOLT, M10-70	1		
15-6	K0100100002	NUT, M10	5		
15-7	LM311--0810ZU	BRACKET, MUFFLER	1		
15-8	K0100080002	NUT, M8	7		
15-9	K0200080002	WASHER, SPRING M8	11		
15-10	K0000080302	BOLT, M8-30	1		
15-11	LM311--0808ZU	PIPE, TAIL	1		
15-12	PF15263-1237-0	PACKING, MUFFLER NA	2		
15-13	LM311--0811ZU	FLANGE	1		
15-14	K0000080252	BOLT, M8-25	4		
15-15	K0000080352	BOLT, M8-35	2		
15-16	K5000080002	WASHER, M8	2		
15-17	LM311--0812AU	BRACKET, MUFFLER	2		
15-18	LM311--0813ZU	COVER, MUFFLER	1		
15-19	K0000060202	BOLT, M6-20	4		
15-20	K0200060002	WASHER, SPRING M6	4		
15-21	K5000060002	WASHER, M6	4		
15-22	PF67955-58510	MUFFLER	1		

# 16. Engine section C (Fuel tank)

LM311

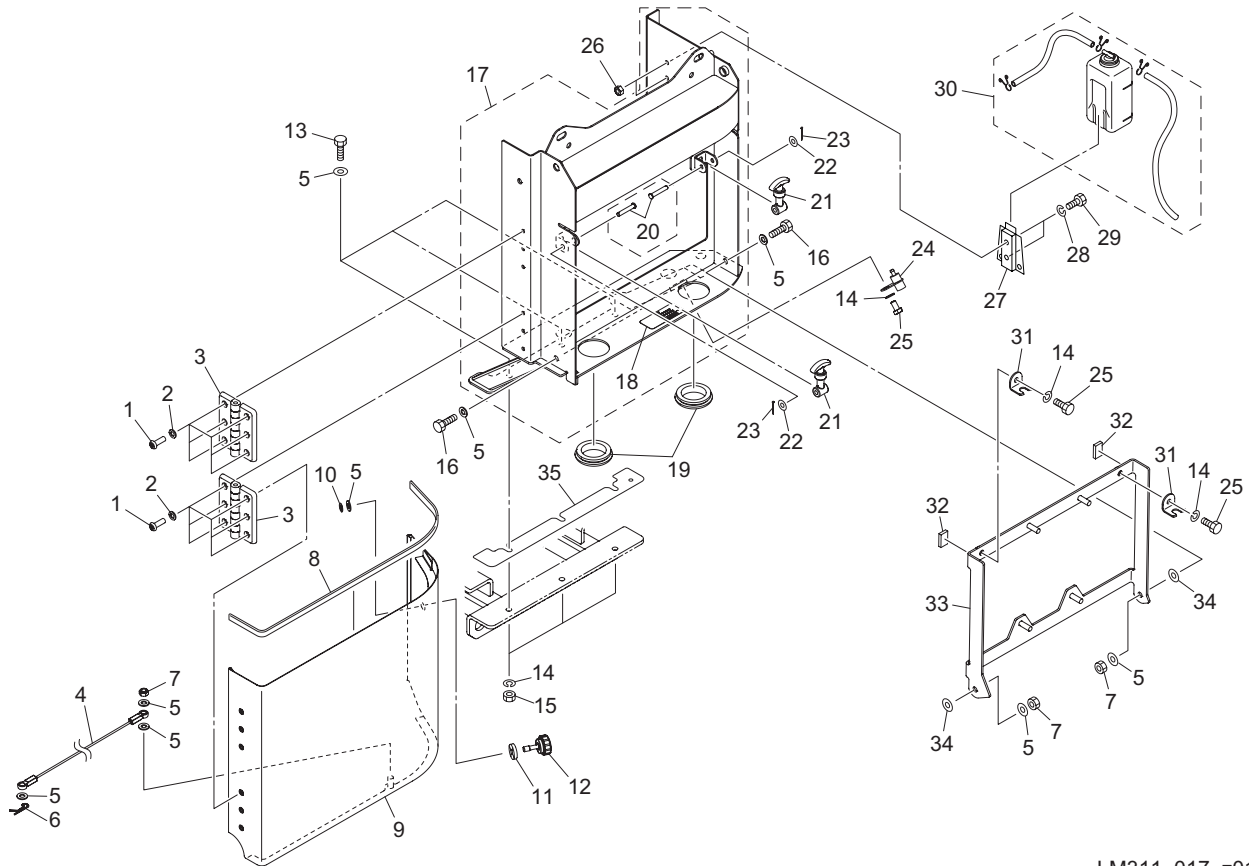


LM311\_016\_z00

Cat No.	Code No.	Part name	Qty	Remark	SN of application
16-1	K4260000172	CLAMP, HOSE KS-11-19	4		
16-2	K3195010900	TUBE, CORRUGATED, 15-155	1		
16-3	K3180011300	HOSE, FUEL8*1B1130	1		
16-4	K0000080702	BOLT, M8-70	1		
16-5	PF1G313-4301-0	FILTER ASSY, FUEL	1		
16-6	PF1G313-4356-0	ELEMENT ASSY	1		
16-7	K0200080002	WASHER, SPRING M8	9		
16-8	K0100080002	NUT, M8	1		
16-9	K3195006600	TUBE, CORRUGATED, 15-155	1		
16-10	K3180007000	HOSE, FUEL 8*1B 700	1		
16-11	K4241000160	BAND, PLASTIC T50L-DH-HSB	1		
16-12	LM311--0819Z2	STOPPER, ENGINE	2		
16-13	K0000080202	BOLT, M8-20	4		
16-14	K5000080002	WASHER, M8	8		
16-15	K0000080202	BOLT, M8-20	4		
16-16	K1410000160	CAP, FUEL U	1		
16-17	LM315GC0820B0	TANK COMP, FUEL D TYPE	1		
16-18	K4209001330	DECAL, DIESEL FUEL INDICATION	1		
16-19	K4209001460	DECAL, DIESEL FUEL	1		
16-20	K4205001940	DECAL, DANGER "NO FIRE"	1		
16-21	LM315GC0616Z0	BOARD, ADIABATIC 1.6-365-485	1		
16-22	K4241000040	BAND, PLASTIC TRCV-200W	1		
16-23	K4260000150	CLAMP, HOSE 12	2		
16-24	K3182005700	HOSE, FUEL 4*1B570	1		

# 17. Engine section D

LM311



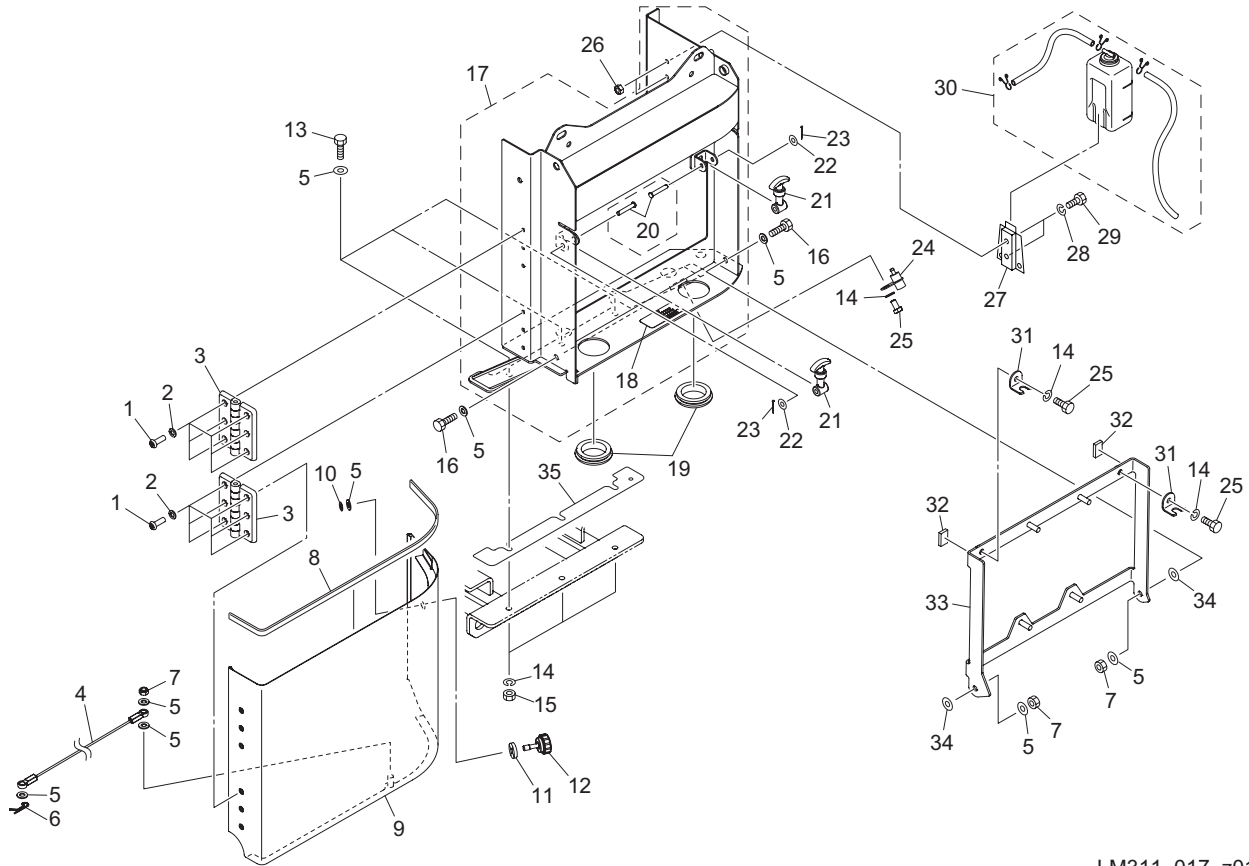
LM311\_017\_z01

Cat No.	Code No.	Part name	Qty	Remark	SN of application
17-1	K0042050152	SCREW, + ROUND HEAD M5-15	12		
17-2	K0200050002	WASHER, SPRING M5	12		
17-3	K4520000260	HINGE, RESIN W/HOLE 5.2-100	2		
17-4	K1170028000	CABLE, 280	1		
17-5	K5000080002	WASHER, M8	11		
17-6	K0330800008	PIN, SNAP M8	1		
17-7	K0144080002	NUT, W/F-RING M8	3		
17-8	K3197507000	TRIM, SEAL TRE32-H-L-700	1		
17-9	LM311--0814ZD	COVER, RADIATOR	1		
17-10	K0227000010	WASHER, RETAINING 6.5	1		
17-11	K4031000070	RUBBER, VIBRATION PROOF 5-825	1		
17-12	K1320000270	KNOB, DIMPLE M8-25	1		
17-13	K0000080202	BOLT, M8-20	3		10001-10156
17a-13	K0000080302	BOLT, M8-30	3		10157-
17-14	K0200080002	WASHER, SPRING M8	6		
17-15	K0100080002	NUT, M8	3		
17-16	K0000080252	BOLT, M8-25	2		
17-17	LM311--0825Z0	FRAME COMP, RADIATOR	1		10001-10156
17a-17	LM311--0825A0	FRAME COMP, RADIATOR	1		10157-
17-18	K4205002390	DECAL, PROHIBITION OF HIGH PRESSURE WASHING	1		
17-19	K0900300500	GROMMET, W/SEALING C30SG50A	2		
17-20	K6030060352	PIN, FLAT HEAD M6-35	2		
17-21	K1520000090	HOOK, RUBBER SMALL	2		
17-22	K5000060002	WASHER, M6	2		
17-23	K0300016202	PIN, COTTER M1.6-20	2		
17-24	PF1G291-7317-0	JOINT, DRAIN PIPE	1		
17-25	K0000080152	BOLT, M8-15	3		
17-26	K0100060002	NUT, M6	2		
17-27	PF11982-7246-0	STAY, RESERVE TANK	1		
17-28	K0200060002	WASHER, SPRING M6	2		



# 17. Engine section D

LM311

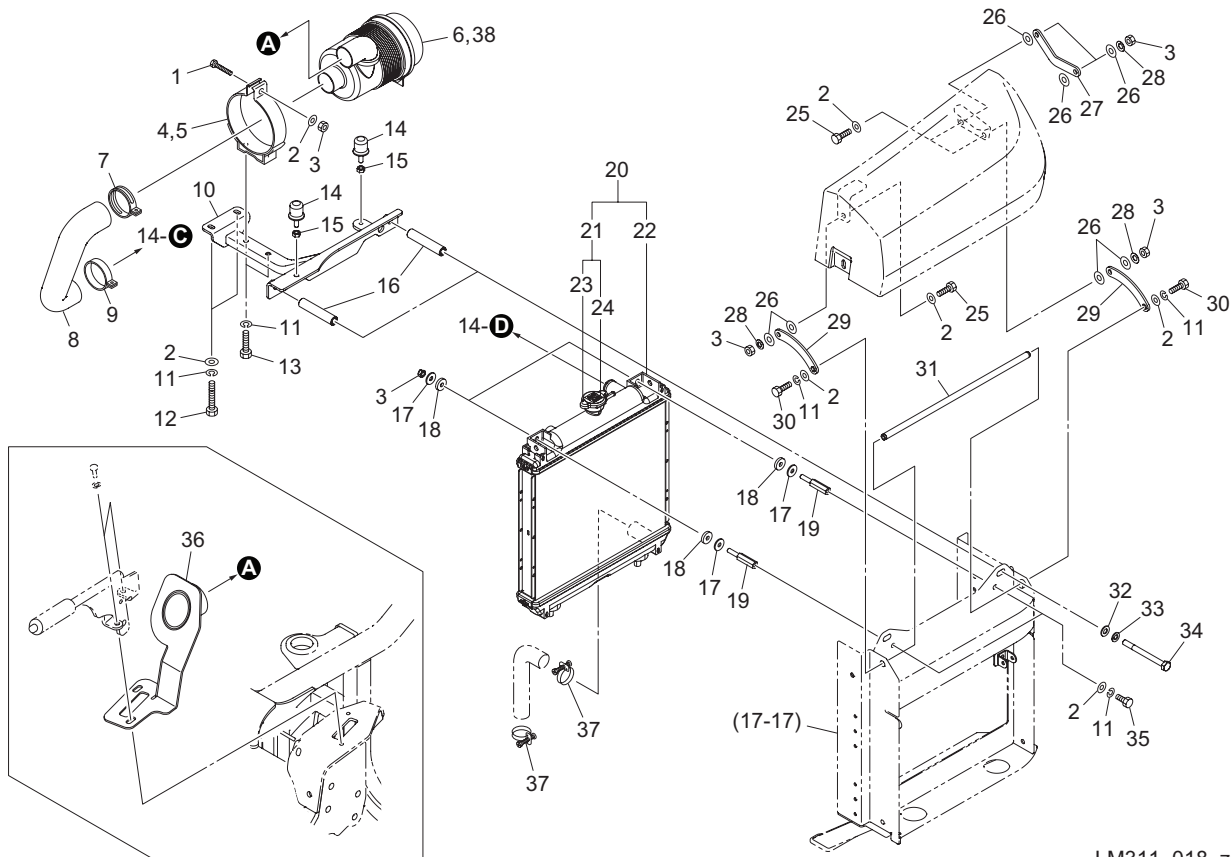


LM311\_017\_z01

Cat No.	Code No.	Part name	Qty	Remark	SN of application
17-29	K0000060152	BOLT, M6-15	2		
17-30	PF19839-7240-0	TANK ASSY, RESERVE	1		
17-31	K5270002352	RECEIVER, RUBBER HOOK	2		
17-32	K4033000660	RUBBER, PLATE 5-1525	2		
17-33	LM311--0818ZD	MOUNT, OIL COOLER	1		
17-34	K5051008180	WASHER, C5191P 1-8-18	2		
17-35	LM311--0820ZD	SPACER	0-5	for adjustment	10157-

# 18. Engine section E (Air cleaner / Radiator)

LM311

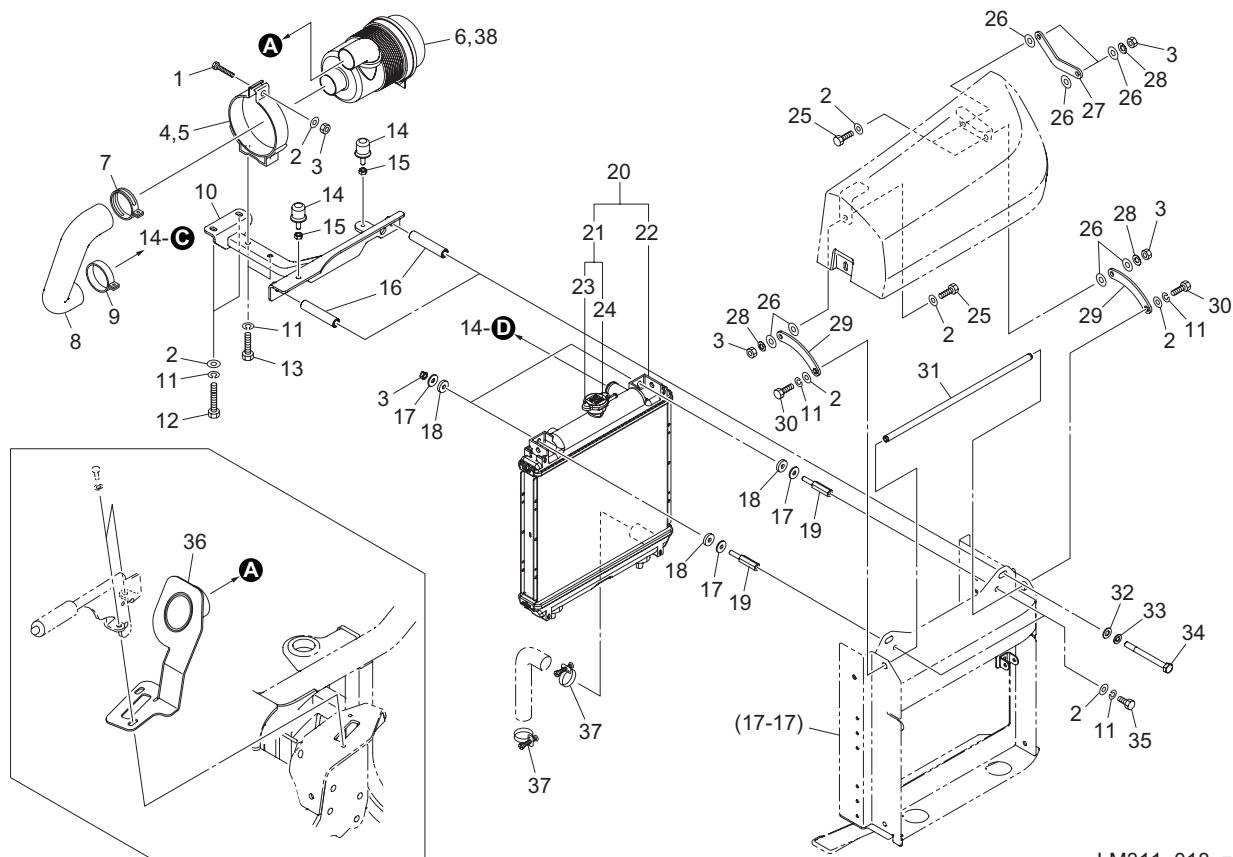


LM311\_018\_z00

Cat No.	Code No.	Part name	Qty	Remark	SN of application
18-1	K0000080502	BOLT, M8-50	1		
18-2	K5000080002	WASHER, M8	10		
18-3	K0144080002	NUT, W/F-RING M8	7		
18-4	PF15371-1187-0	CUSHION	1		
18-5	PF15381-1125-0	BAND, AIR CLEANER	1		
18-6	PF67980-5830-6	AIR CLEANER ASSY	1		
18-7	PF15221-1172-0	BAND, PIPE	1		
18-8	PF16863-1162-0	HOSE, INLET	1		
18-9	PF15261-1172-0	BAND, PIPE	1		
18-10	LM311--0815ZD	STAY, CONNECTING RADIATOR FRAME	1		
18-11	K0200080002	WASHER, SPRING M8	8		
18-12	K0000080402	BOLT, M8-40	2		
18-13	K0000080352	BOLT, M8-35	2		
18-14	K4049030000	RUBBER, STOPPER KI-30	2		
18-15	K0100080002	NUT, M8	2		
18-16	LM311--0806Z2	COLLAR, STKM 11-18-88	2		
18-17	K5012308242	WASHER, SPCC 2.3-8-24	4		
18-18	K4031000340	RUBBER, VIBRATION PROOF 5-CR824	4		
18-19	LM311--0805Z2	BOLT, RADIATOR	2		
18-20	LM315GC0824Z0	RADIATOR COMP	1		
18-21	LM315GC0825Z0	CAP COMP, RADIATOR	1		
18-22	6C120-5850-2	RADIATOR ASSY	1		
18-23	17214-7202-0	CAP ASSY, RADIATOR	1		
18-24	K4205001970	DECAL, CAUTION SPOUTING COOLANT	1		
18-25	K0000080252	BOLT, M8-25	3		
18-26	K5051008180	WASHER, C5191P 1-8-18	8		
18-27	LM311--0817Z2	PLATE, FULCRUM COVER B	1		
18-28	K0210080002	SPRING, CONICAL DISC L M8	4		
18-29	LM311--0816Z2	PLATE, FULCRUM COVER A	2		
18-30	K0000080202	BOLT, M8-20	2		

# 18. Engine section E (Air cleaner / Radiator)

LM311

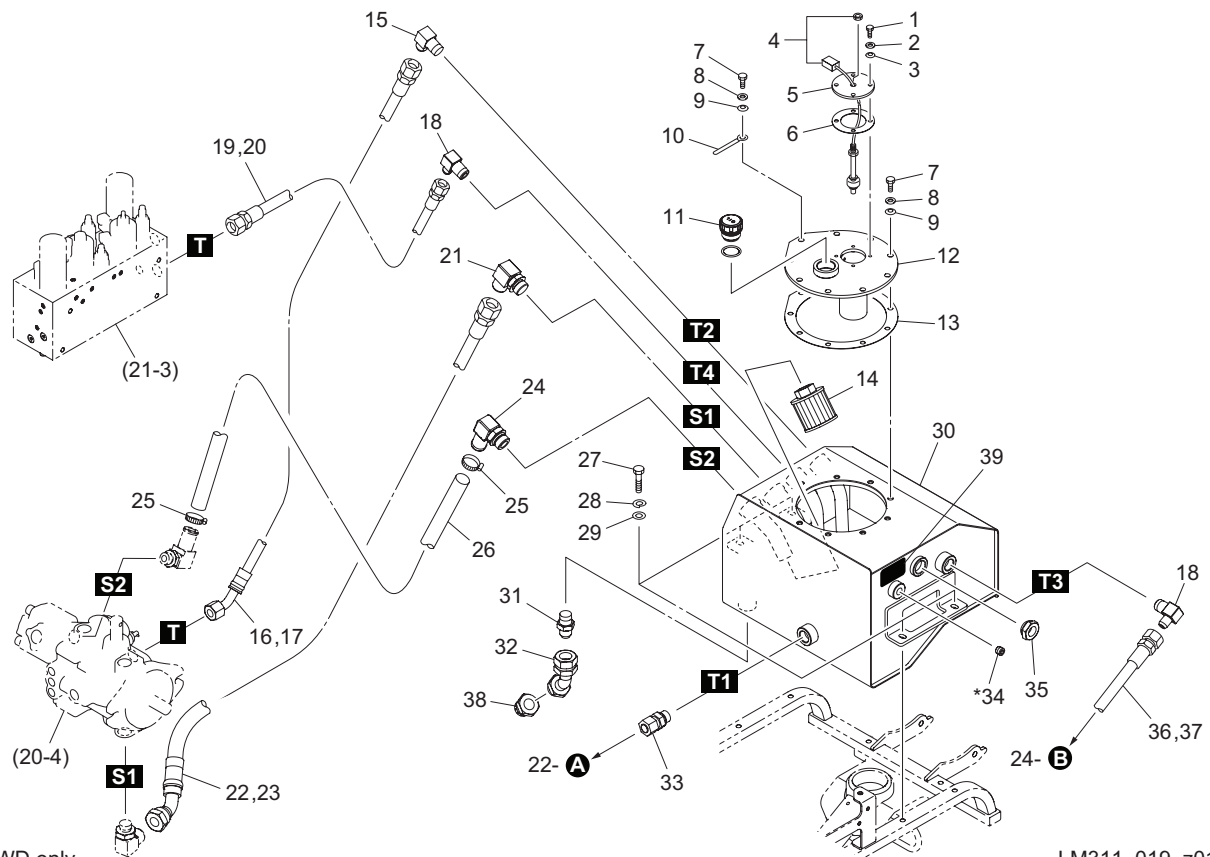


LM311\_018\_z00

Cat No.	Code No.	Part name	Qty	Remark	SN of application
18-31	LM311--0807Z2	SHAFT, FULCRUM	1		
18-32	K5000100002	WASHER, M10	2		
18-33	K0200100002	WASHER, SPRING M10	2		
18-34	K0003101102	BOLT, M10-110	2		
18-35	K0000080152	BOLT, M8-15	2		
18-36	LM311--0821AD	FITTING METAL, AIR CLEANER INLET	1		
18-37	K4260000130	CLAMP, HOSE 14	2		
18-38	PFK7311-8239-2	ELEMENT (PRIMARY)	1		

# 19. Hydraulic section A (Hydraulic tank)

LM311



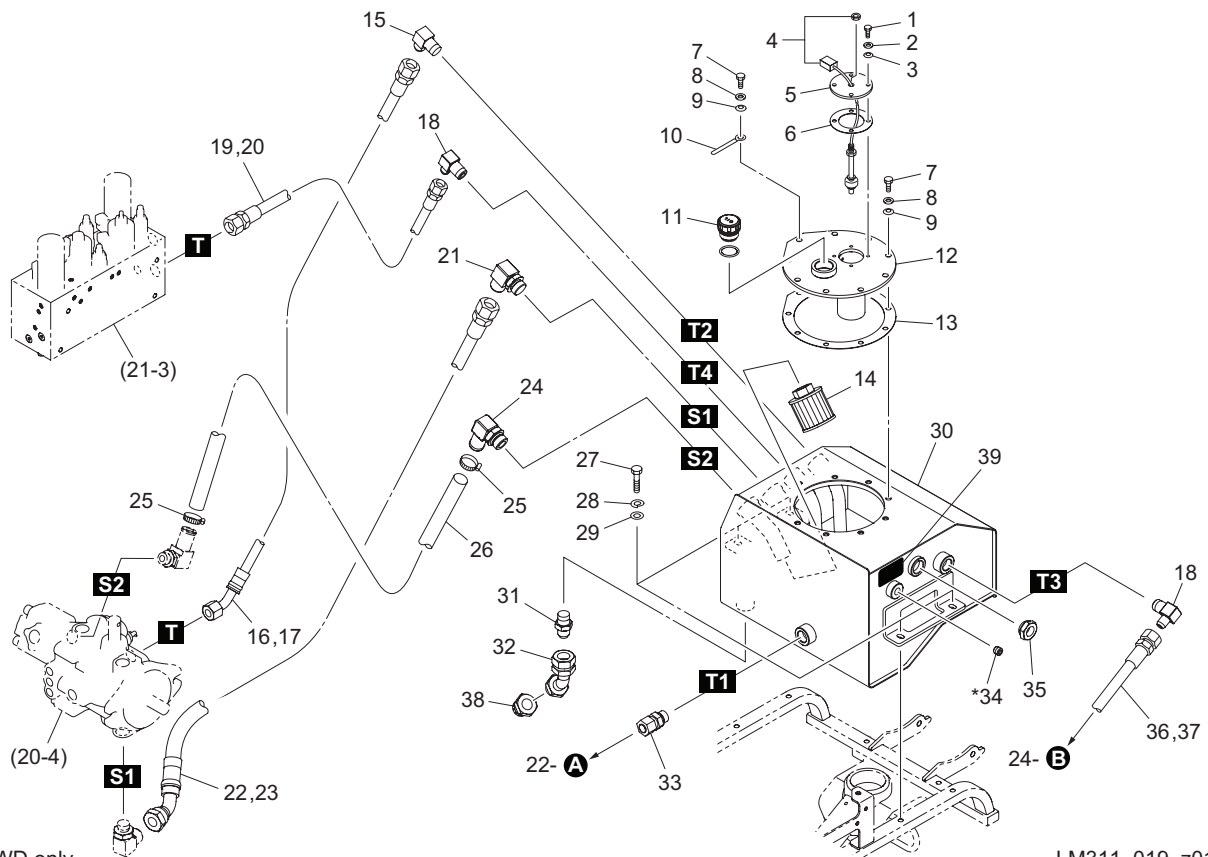
\* 2WD only

LM311\_019\_z01

Cat No.	Code No.	Part name	Qty	Remark	SN of application
19-1	K0000060152	BOLT, M6-15	4		
19-2	K0922060000	SEAL, WASHER 6WF	4		
19-3	K0212060002	WASHER, DISK SPRING 1L M6	4		
19-4	K3720000130	SENSOR, LEVEL SWITCH	1		
19-5	LM526--0809Z2-Y	BRACKET, OIL LEVEL SENSOR	1		
19-6	K4011000330	PACKING, OIL-SHEET 0.8-4575	1		
19-7	K0000080252	BOLT, M8-25	9		
19-8	K0922080000	SEAL, WASHER 8WF	9		
19-9	K0210080002	SPRING, CONICAL DISC L M8	9		
19-10	K4281000020	CLAMP, HARNESS 8.5 80	1		
19-11	K1310000180	CAP, OIL KRM-AB4-P	1		
19-12	LM311--1703Z2-Y	CAP, HYDRAULIC TANK	1		
19-13	K4011000350	PACKING	1		10001-10005
19a-13	K4011000360	PACKING	1		10006-
19-14	K3413000050	FILTER, SUCTION SFT-06-150W	1		
19-15	K3001120002-Y	ELBOW, 90 1033-12	1		
19-16	K3100420650	HOSE, WP35-12-2-650	1		
19-17	K3191005500	TUBE, SPIRAL SP-15 550	1		
19-18	K3006000022-Y	ELBOW, ODD SIZED PT1/2*PF3/8	2		
19-19	K3101310420	HOSE, WP70-9-1-420	1		
19-20	K3191003200	TUBE, SPIRAL SP-15 320	1		
19-21	K3008000052-Y	ELBOW, ADJUSTABLE 90 1086-19	1		
19-22	K3100620800	HOSE, WP35-19-2-800	1		
19-23	K3192007000	TUBE, SPIRAL SP-20 700	1		
19-24	K3008000602-Y	CONNECTOR, MALE 90 16-3/4	1		
19-25	K4260000190	CLAMP, HOSE JUBILEE BAND 1	2		
19-26	K3149010540	HOSE, S-25-170	1		
19-27	K0000080402	BOLT, M8-40	4		
19-28	K0200080002	WASHER, SPRING M8	4		
19-29	K5000080002	WASHER, M8	4		

# 19. Hydraulic section A (Hydraulic tank)

LM311

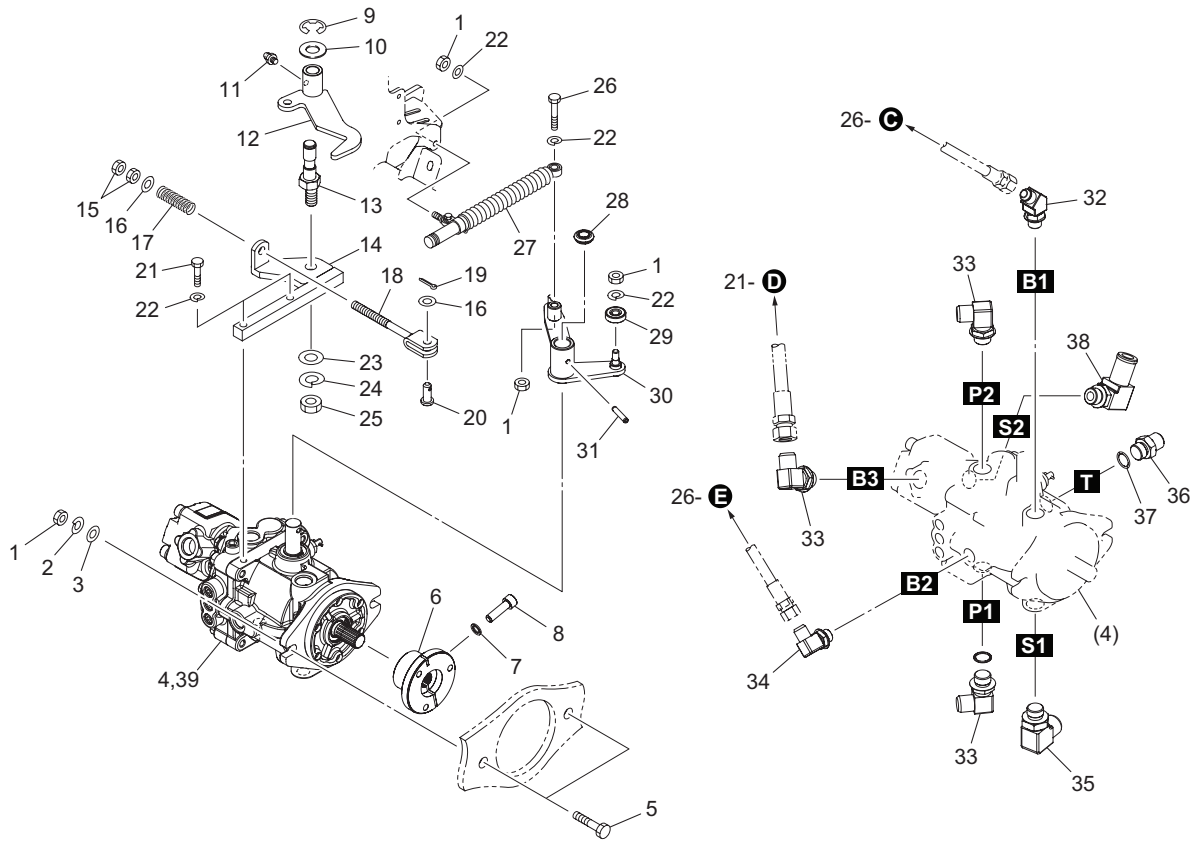


LM311\_019\_z01

Cat No.	Code No.	Part name	Qty	Remark	SN of application
19-30	LM311--1702AD-Y	TANK, HYDRAULIC	1		
19-31	K3000120002-Y	ADAPTER, 1013-12	1		
19-32	K3025064082-Y	ADAPTER, FOR PIPE 064-08	1		
19-33	K3026315081-Y	CONNECTOR, KCO 15-040E	1		
19-34	K1422104001-Y	PLUG, TAPERED W/HEX HOLE T1 1/4	1	2WD only	
19-35	K1400000046-Y	GAUGE, OIL G3/4 TYPE M	1		10001-10131
19a-35	K1400000076-Y	GAUGE, OIL G3/4 TYPE MG	1		10132-
19-36	K3101311320	HOSE, WP70-9-1-1320	1		
19-37	K3191012200	TUBE, SPIRAL SP-15 1220	1		
19-38	K3008000502-Y	CAP, TAPPED FEMALE PF1/2	1		
19b-39	K4209001390	DECAL, HYDRAULIC OIL	1	for Shell Tellus Oil	
19c-39	K4209002050	DECAL, ENBIO	1	for Enbio Oil	

# 20. Hydraulic section B (Piston pump)

LM311

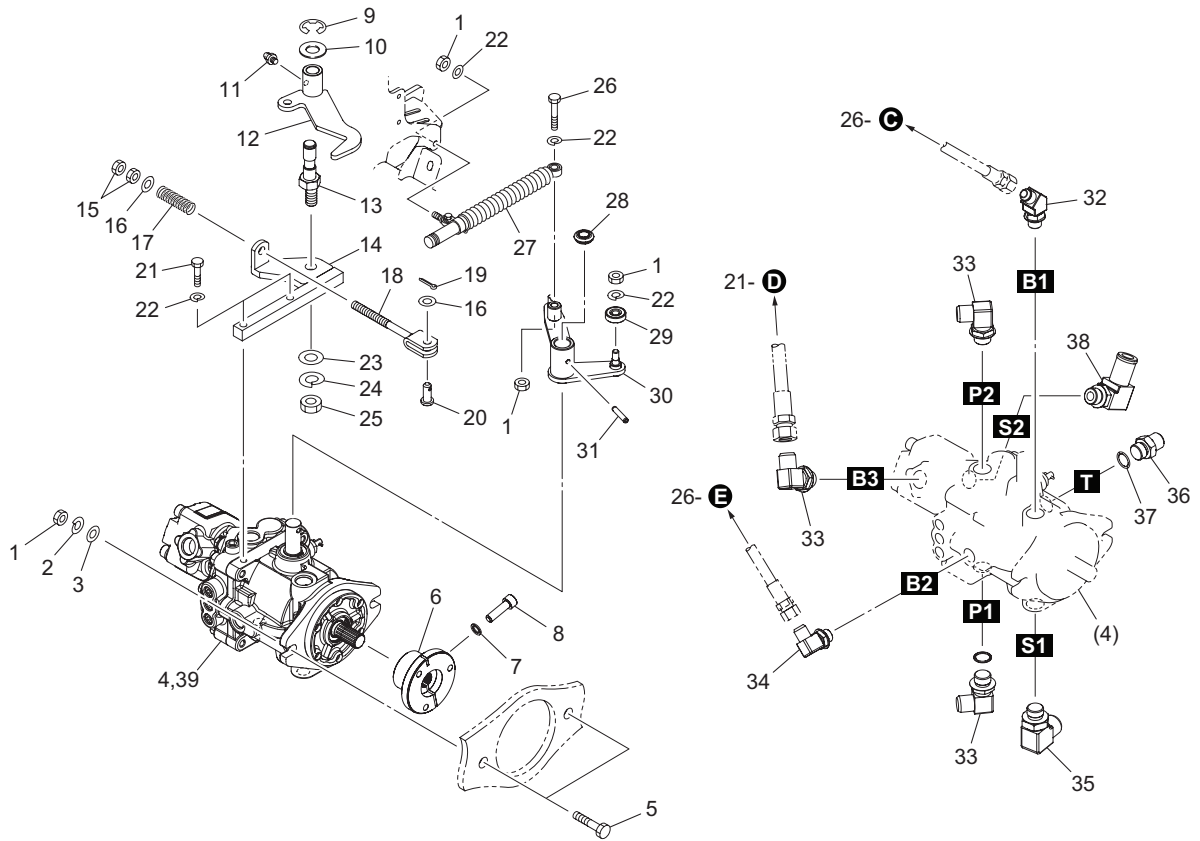


LM311\_020\_z02

Cat No.	Code No.	Part name	Qty	Remark	SN of application
20-1	K0100080002	NUT, M8	3		
20-2	K0200120002	WASHER, SPRING M12	2		
20-3	K5000120002	WASHER, M12	2		
20-4	K3241000230	PUMP, PISTON PSV-16CHG-2	1		10001-10083
20a-4	K3241000240	PUMP, PISTON PSV-16CHG-2	1		10084-
20-5	K0000120402	BOLT, M12-40	2		
20-6	LM311--1722Z2	JOINT, PUMP	1		
20-7	K0215100002	WASHER, DISK SPRING 2H M10	1		
20-8	K001A100351	BOLT, 13T W/HEX HOLE M10-35	1		
20-9	K0400012002	RING, RETAINING E M12	1		
20-10	K5051016240	WASHER, C5191P 1-16-24	1		
20-11	K1440000010	GREASE NIPPLE, STRAIGHT TYPE A	1		
20-12	LM315GC1707ZD	LEVER, NEUTRAL	1		
20-13	K6123000112	SHAFT, THREADED M14-95.5	1		
20-14	LM315GC1706ZD	PLATE, MOUNTING SHAFT	1		
20-15	K0100100002	NUT, M10	2		
20-16	K5000100002	WASHER, M10	2		
20-17	K1000000048	SPRING, COMPRESSION M3.2-16.9-60	1		
20-18	K7303000092	ADJUSTER, LEVER	1		
20-19	K0300025202	PIN, COTTER M2.5-20	1		
20-20	K6031100258	PIN, FLAT HEAD HT M10-25	1		
20-21	K0000080302	BOLT, M8-30	2		
20-22	K0200080002	WASHER, SPRING M8	5		
20-23	K5000140002	WASHER, M14	1		
20-24	K0200140002	WASHER, SPRING M14	1		
20-25	K0103140002	NUT, P1.5 M14	1		
20-26	K0000080502	BOLT, M8-50	1		
20-27	K3380000030	DAMPER	1		
20-28	K0900300180	GROMMET, W/SEALING C30SG18A	1		
20-29	K0608006290	BEARING, BALL SEAL 2RS 629	1		

# 20. Hydraulic section B (Piston pump)

LM311

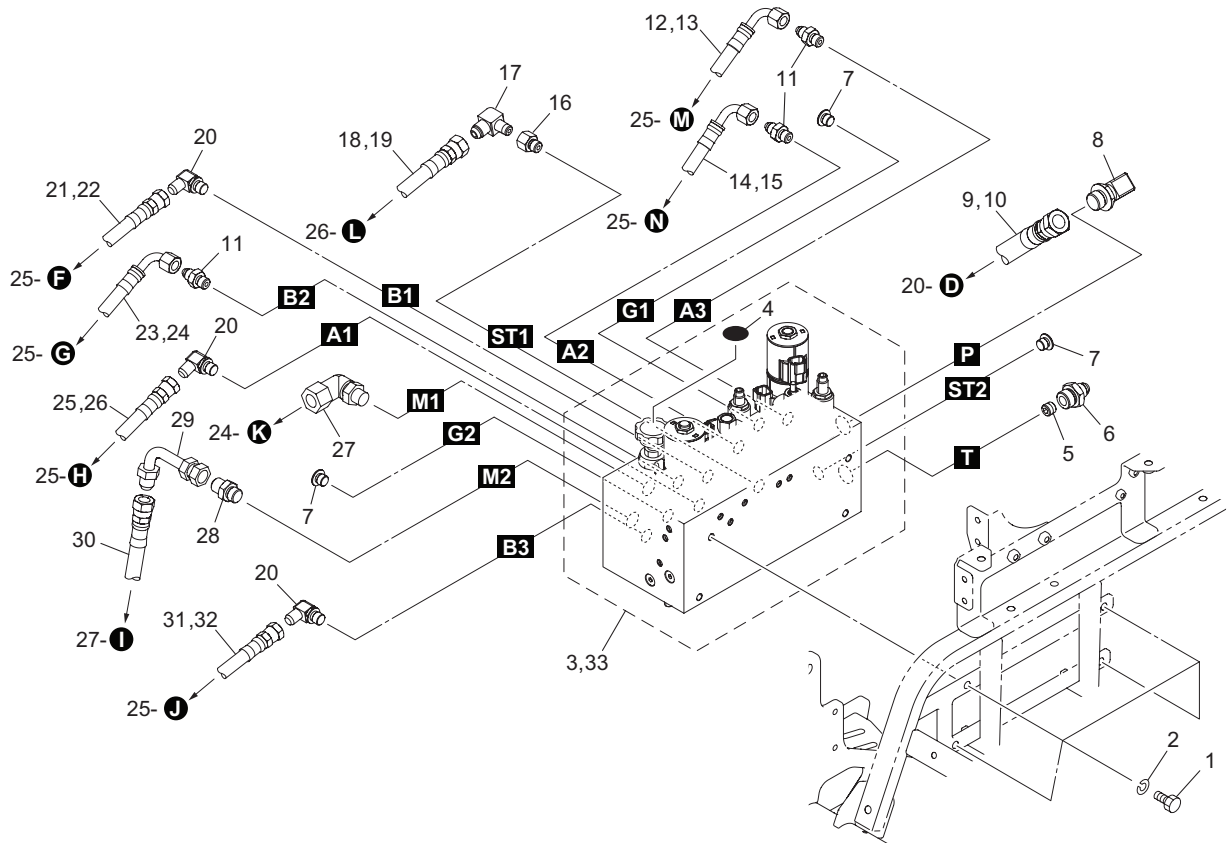


LM311\_020\_z02

Cat No.	Code No.	Part name	Qty	Remark	SN of application
20-30	LM315GC1705ZD	LEVER, TRUNNION	1		
20-31	K0324060321	PIN, SPIRAL M6-32	1		
20-32	K3008000862-Y	ELBOW, ADJUSTABLE 45-1085-9	1		
20-33	K3008000042-Y	ELBOW, ADJUSTABLE 90 1086-12	3		
20-34	K3008000032-Y	ELBOW, ADJUSTABLE 90 1086-9	1		
20-35	K3008000462-Y	ELBOW, 90 ODD SIZED PF3/4*PF1/2	1		
20-36	K3009000092-Y	ADAPTER, PF1/2*PF1/2	1		
20-37	K0881018000	O-RING, P18B	1		
20-38	K3008000952-Y	ELBOW, 90 ADJUSTABLE 25-G1/2	1		
20-39	No Code	SEAL KIT	-	Contact your supplier	

# 21. Hydraulic section C (Solenoid valve)

LM311



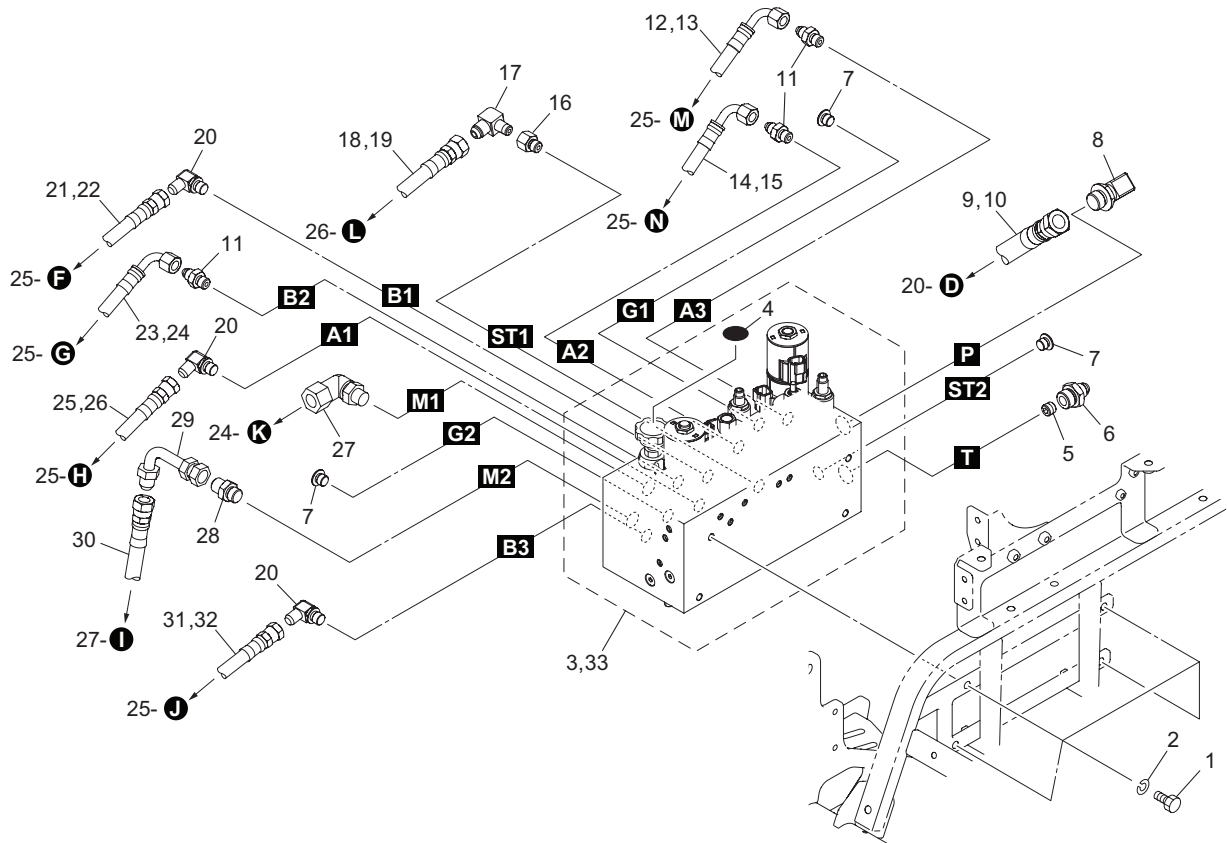
LM311\_021\_z01

Cat No.	Code No.	Part name	Qty	Remark	SN of application
21-1	K0000080152	BOLT, M8-15	4		
21-2	K0200080002	WASHER, SPRING M8	4		
21-3	LM311--1730Z0	VALVE COMP, SOLENOID HF164202-20	1		
21-4	K4209001590	DECAL, INSTRUCTING REEL ROTATION	1		
21-5	K0023000111-Y	PLUG, TAPERED W/HEX HOLE T1 1/4	1		
21-6	K3009000362-Y	ADAPTER, W/HOLE Rc1/4	1		
21-7	K1420000222-Y	PLUG, W/O-RING 215-PF1/4	3		
21-8	K3008000042-Y	ELBOW, ADJUSTABLE 90 1086-12	1		
21-9	K3105410440	HOSE, WP210-12-1-440	1		
21-10	K3191003400	TUBE, SPIRAL SP-15 340	1		
21-11	K3008000232-Y	CONNECTOR, W/O-RING PF1/4*PF1/4	3		
21-12	K3102231380	HOSE, WP105-6-3-1380	1		
21-13	K3190012800	TUBE, SPIRAL SP-12 1280	1		
21-14	K3102230800	HOSE, WP105-6-3-800	1		
21-15	K3190007000	TUBE, SPIRAL SP-12 700	1		
21-16	K3029000032-Y	BUSHING, PF1/4*PT1/4	1		
21-17	K3006000052-Y	ELBOW, ODD SIZED PT1/4*PF3/8	1		
21-18	K3102311550	HOSE, WP105-9-1-1550	1		
21-19	K3191011450	TUBE, SPIRAL SP-15 1450	1		
21-20	K3008000442-Y	ADAPTER, 90 1086-6	3		
21-21	K3102210660	HOSE, WP105-6-1-660	1		
21-22	K3190005600	TUBE, SPIRAL SP-12 560	1		
21-23	K3102230820	HOSE, WP105-6-3-820	1		
21-24	K3190007200	TUBE, SPIRAL SP-12 720	1		
21-25	K3102210760	HOSE, WP105-6-1-760	1		
21-26	K3190006600	TUBE, SPIRAL SP-12 660	1		
21-27	K3026416061-Y	NIPPLE, ELBOW KLO16-030E	1		
21-28	K3009000142-Y	ADAPTER, PF3/8PF3/8	1		
21-29	K302506L062-Y	ADAPTER, FOR PIPE 06L-06	1		
21-30	LM311--1720Z0	HOSE, WP175-9-3-1250	1		



# 21. Hydraulic section C (Solenoid valve)

LM311

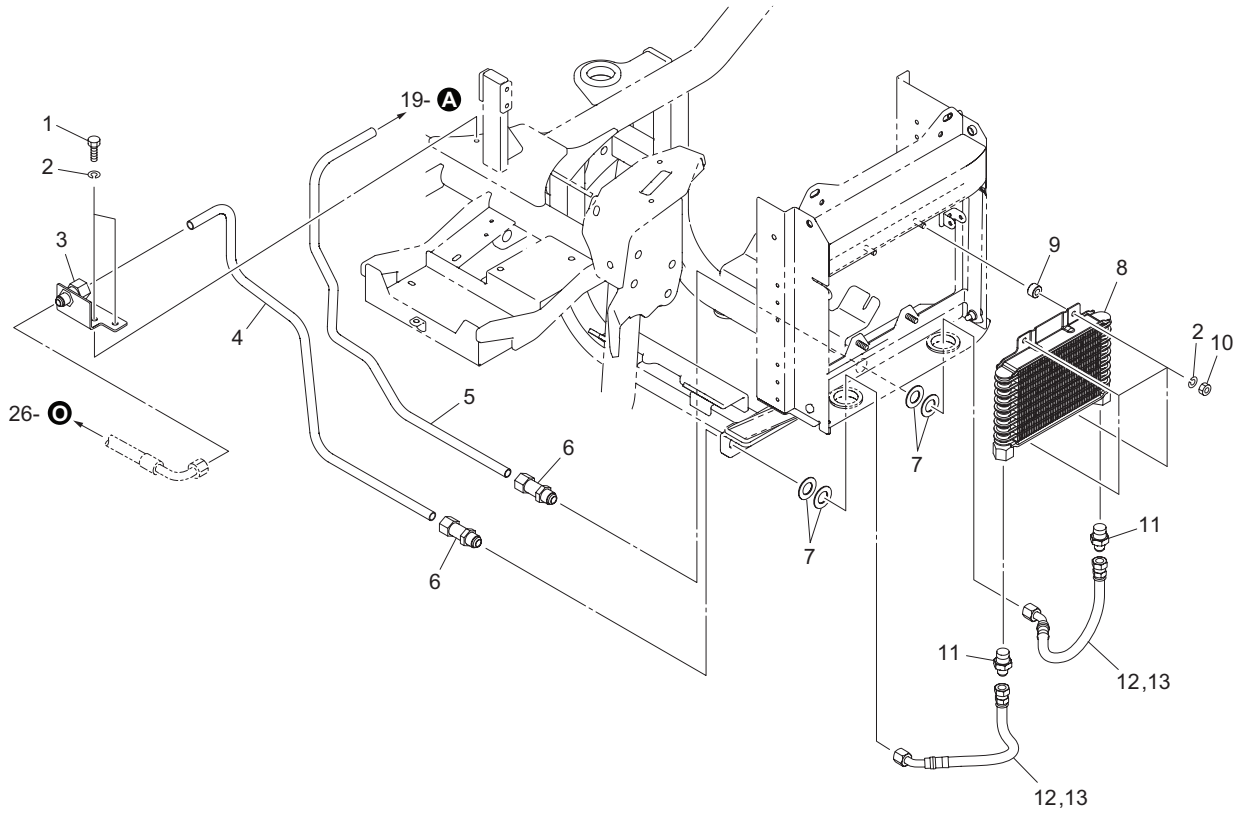


LM311\_021\_z01

Cat No.	Code No.	Part name	Qty	Remark	SN of application
21-31	K3102211280	HOSE, WP105-6-1-1280	1		
21-32	K3190010800	TUBE, SPIRAL SP-12 1080	1		
21-33	No Code	SEAL KIT	-	Contact your supplier	

## 22. Hydraulic section D (Oil cooler)

LM311

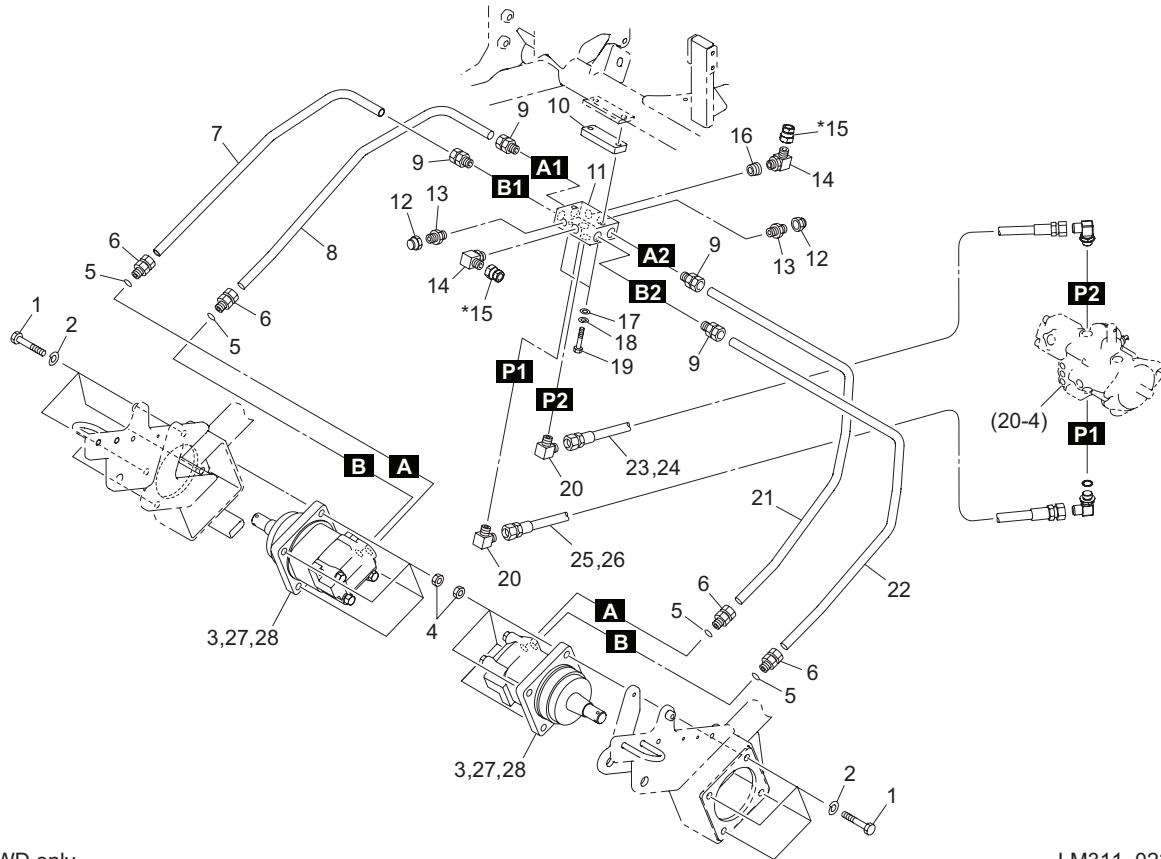


LM311\_022\_z00

Cat No.	Code No.	Part name	Qty	Remark	SN of application
22-1	K0000080152	BOLT, M8-15	2		
22-2	K0200080002	WASHER, SPRING M8	6		
22-3	LM311--1727Z2-Y	RECIVER, OIL COOLER	1		
22-4	LM311--1706Z2-Y	PIPE, 15 (ST - OC)	1		
22-5	LM311--1705Z2-Y	PIPE, 15 (OC - TANK)	1		
22-6	K3026915061-Y	UNION, KUE15-030E	2		
22-7	K5011023402	WASHER, SPCC 1-23-40	2-4	for adjustment	
22-8	K3430000040	OIL COOLER	1		
22-9	K6212001702	COLLAR, STKM M8.5-17-10	4		
22-10	K0100080002	NUT, M8	4		
22-11	K3007000022-Y	ADAPTER, ODD SIZED PT1/2*PF3/8	2		
22-12	K3100320350	HOSE, WP35-9-2-350	2		
22-13	K319100250	TUBE, SPIRAL SP-15 250	2		

# 23. Hydraulic section E (Front wheel motor)

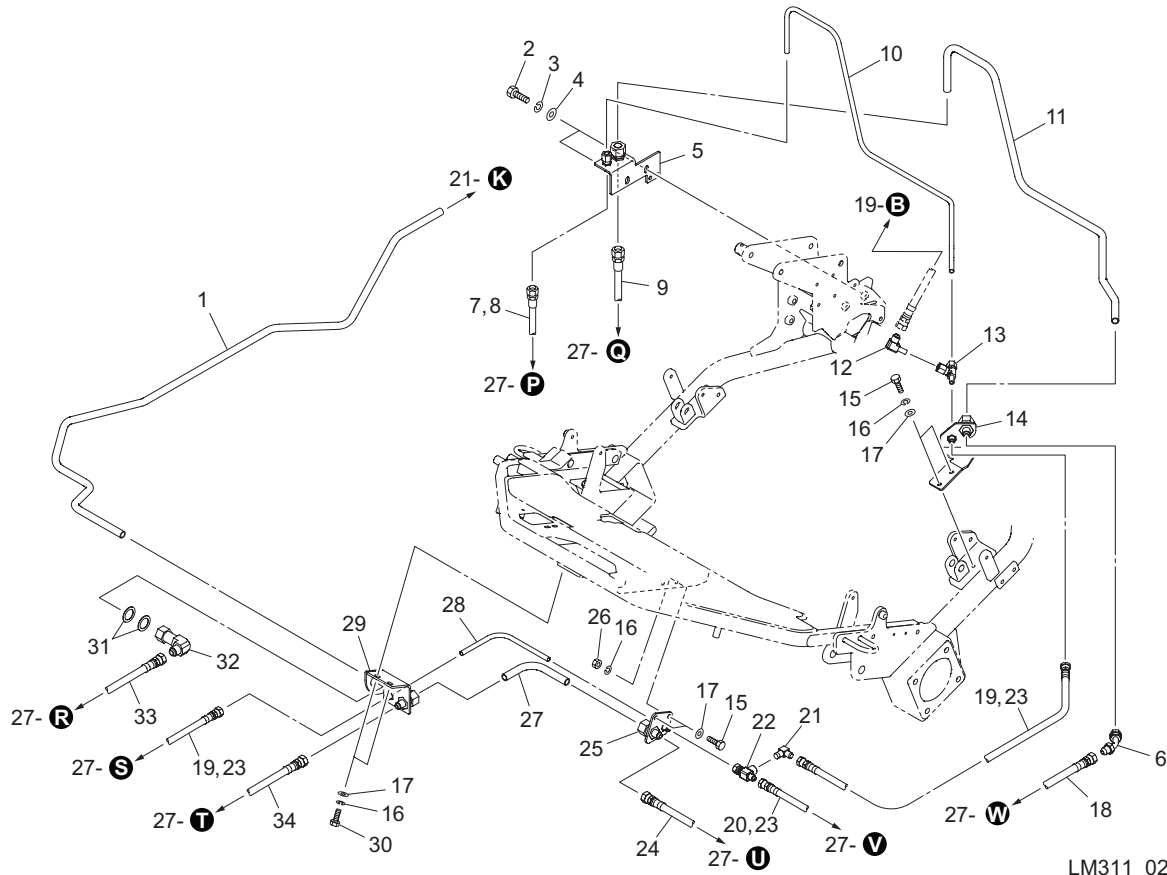
LM311



\* 2WD only

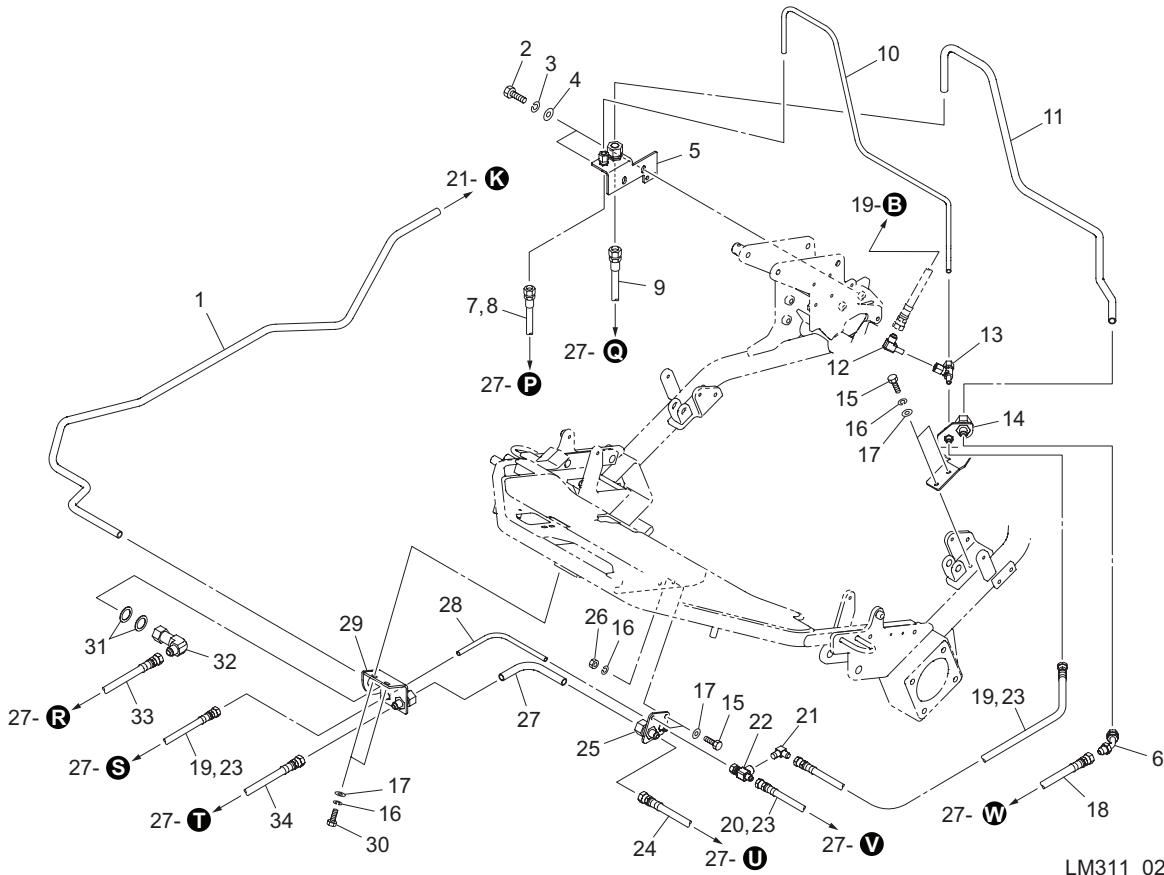
LM311\_023\_z01

Cat No.	Code No.	Part name	Qty	Remark	SN of application
23-1	K0000120452	BOLT, M12-45	8		
23-2	K0200120002	WASHER, SPRING M12	8		
23-3	K3291000100	MOTOR, WHEEL 2-125BS4V	2		
23-4	K0100120002	NUT, M12	8		
23-5	K0881018000	O-RING, P18B	4		
23-6	K3026315081-Y	CONNECTOR, KCO 15-040E	4		
23-7	LM315GC1715Z2-Y	PIPE, A (RH)	1		
23-8	LM315GC1716Z2-Y	PIPE, B (RH)	1		
23-9	K3026615081-Y	CONNECTOR, KCT 15-040E	4		
23-10	LM315GC1719ZD	PLATE, 2-32-69 W/ TAPPED DIA 9	1		
23-11	SP05---0414A2-Y	MANIFOLD	1		
23-12	K3008000482-Y	CAP, TAPPED FEMALE PF1/4	2		
23-13	K3000060002-Y	ADAPTER, 1013-6	2		
23-14	K3001090002-Y	ELBOW, 90 1033-9	2		
23-15	K3008000492-Y	CAP, TAPPED FEMALE PF3/8	2	2WD only	
23-16	K1422202001-Y	PLUG, TAPERED W/ HEX. HOLE 1/8-2	1		
23-17	K5000080002	WASHER, M8	2		
23-18	K0200080002	WASHER, SPRING M8	2		
23-19	K0000080602	BOLT, M8-60	2		
23-20	K3001120002-Y	ELBOW, 90 1033-12	2		
23-21	LM315GC1717Z2-Y	PIPE, A (LH)	1		
23-22	LM315GC1718Z2-Y	PIPE, B (LH)	1		
23-23	K3105420480	HOSE, WP210-12-2-480	1		
23-24	K3191003800	TUBE, SPIRAL SP-15 380	1		
23-25	K3105410420	HOSE, WP210-12-1-420	1		
23-26	K3191003200	TUBE, SPIRAL SP-15 320	1		
23-27	Y61091S	SEAL KIT, ORBIT MOTOR 2000 (SHAFT)	2		
23-28	Y61090S	SEAL KIT, ORBIT MOTOR 2000 (REAR)	2		



LM311\_024\_z01

Cat No.	Code No.	Part name	Qty	Remark	SN of application
24-1	LM311--1711Z2-Y	PIPE, 16 (V - #2)	1		
24-2	K0000100302	BOLT, M10-30	2		
24-3	K0200100002	WASHER, SPRING M10	2		
24-4	K5000100002	WASHER, M10	2		
24-5	LM311--1707Z2-Y	RECEIVER, PIPE #1	1		
24-6	K3025064062-Y	ADAPTER, FOR PIPE 064-06	1		
24-7	K3100231220	HOSE, WP35-6-3-1220	1		
24-8	K3190011200	TUBE, SPIRAL SP-12 1120	1		
24-9	LM311--1720Z0	HOSE, WP175-9-3-1250	1		
24-10	LM311--1715Z2-Y	PIPE, 10 (#3 - #1)	1		
24-11	LM311--1714Z2-Y	PIPE, 16 (#3 - #1)	1		
24-12	K3028510061-Y	ELBOW, FOR HOSE HLD 10-30E	1		
24-13	K3027210001-Y	TEE, KTC 10-000E	1		
24-14	LM311--1710Z2-Y	RECEIVER, PIPE #3	1		
24-15	K0000080252	BOLT, M8-25	4		
24-16	K0200080002	WASHER, SPRING M8	4		
24-17	K5000080002	WASHER, M8	4		
24-18	LM311--1719Z0	HOSE, WP175-9-2-1320	1		
24-19	K3100210910	HOSE, WP35-6-1-910	2		
24-20	K3100220910	HOSE, WP35-6-2-910	1		
24-21	K3001060002-Y	ELBOW, 90 1033-6	1		
24-22	K3090000312-Y	CONNECTION, BRANCH 1/4	1		
24-23	K3190008100	TUBE, SPIRAL SP-12 810	3		
24-24	LM311--1718Z0	HOSE, WP175-9-2-900	1		
24-25	LM311--1709Z2-Y	RECEIVER, PIPE #2 #3	1		
24-26	K0100080002	NUT, M8	2		
24-27	LM311--1712Z2-Y	PIPE, 16 (#2 - #3)	1		
24-28	LM311--1713Z2-Y	PIPE, 10 (#2 - #3)	1		
24-29	LM311--1708Z2-Y	RECEIVER, PIPE #2	1		
24-30	K0000080202	BOLT, M8-20	2		

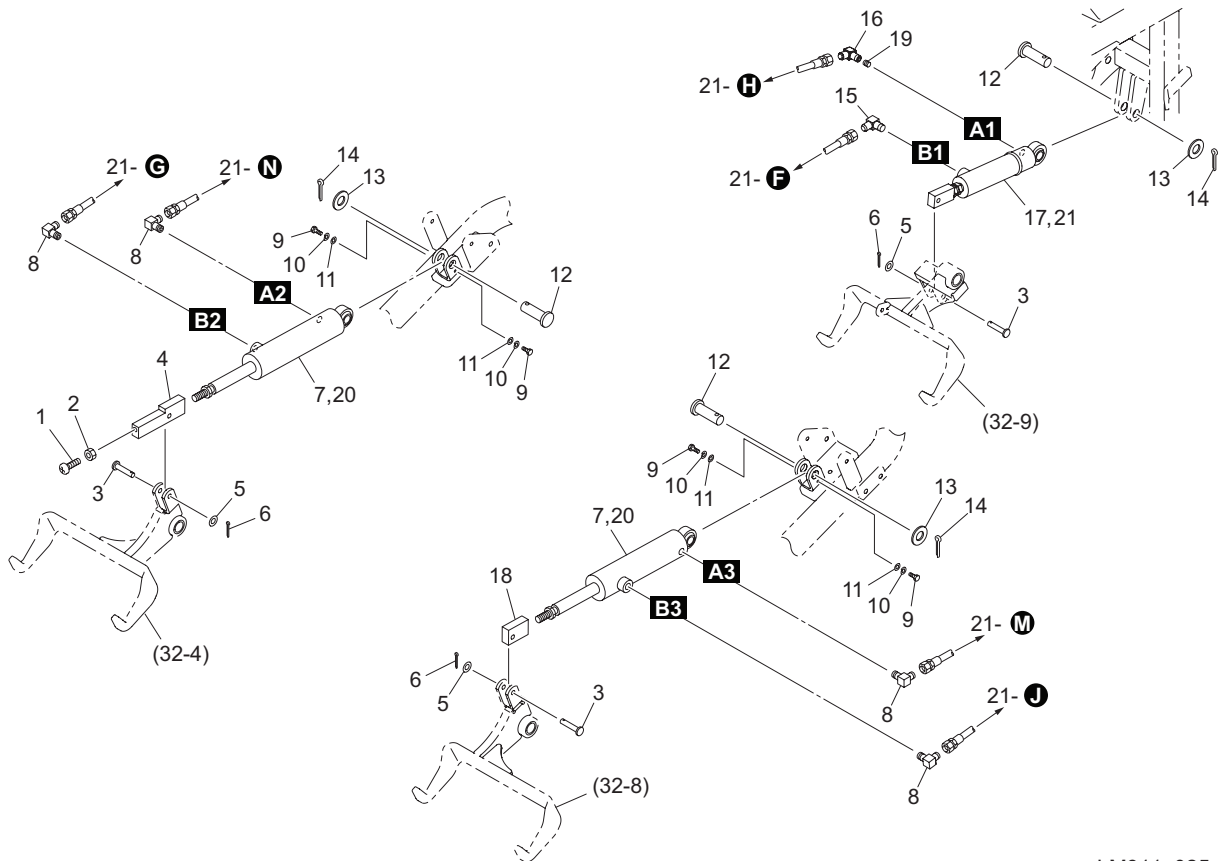


LM311\_024\_z01

Cat No.	Code No.	Part name	Qty	Remark	SN of application
24-31	K5011025372	WASHER, SPCC 1-25.4-37	1-2	for adjustment	
24-32	K3028716061-Y	ELBOW, UNION KLH 16-030E	1		
24-33	LM311--1716Z0	HOSE, WP175-9-3-1000	1		
24-34	LM311--1717Z0	HOSE, WP175-9-1-900	1		

# 25. Hydraulic section G (Mower cylinder)

LM311

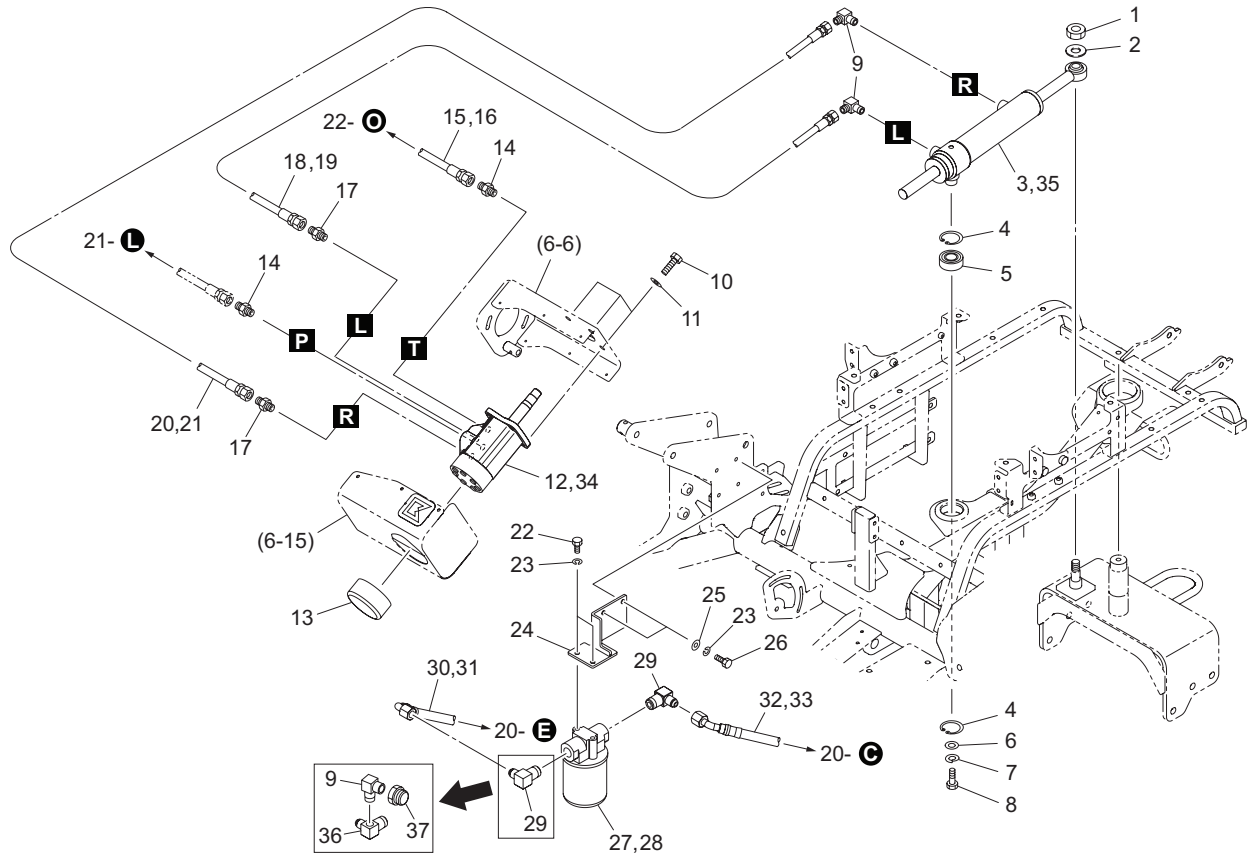


LM311\_025\_z01

Cat No.	Code No.	Part name	Qty	Remark	SN of application
25-1	K0045080402	SCREW, + TRUSS HEAD M8-40	1		
25-2	K0100080002	NUT, M8	1		
25-3	K6034000010	PIN, SUS FLAT HEAD M8-28	3		
25-4	LM315GC1723ZD	HEAD, CYLINDER (RH)	1		
25-5	K5000080002	WASHER, M8	3		
25-6	K0300025202	PIN, COTTER M2.5-20	3		
25-7	K3213000360	CYLINDER, DOUBLE ACTING 40-75-286	2		
25-8	K3001060002-Y	ELBOW, 90 1033-6	4		
25-9	K0000050122	BOLT, M5-12	4		
25-10	K0200050002	WASHER, SPRING M5	4		
25-11	K5000050002	WASHER, M5	4		
25-12	K6030160452	PIN, FLAT HEAD M16-43	3		
25-13	K5011016222	WASHER, SPCC 1-16-22	3		
25-14	K0300032252	PIN, COTTER M3.2-25	3		
25-15	K3003060002-Y	ELBOW, 45 1035-6	1		
25-16	K3009000342-Y	ELBOW, 90 1033-6M6	1		
25-17	K321200022D	CYLINDER, 30-65 255	1		
25-18	LM315GC1712ZD	HEAD, CYLINDER	1		
25-19	K0023000051-Y	SETSCREW, M6-6-1.2	1		
25-20	YIS-40A-SK	SEAL KIT, CYLINDER	2		
25-21	YIS-30A-SK	SEAL KIT, CYLINDER	1		

# 26. Hydraulic section H (Orbitrol)

LM311

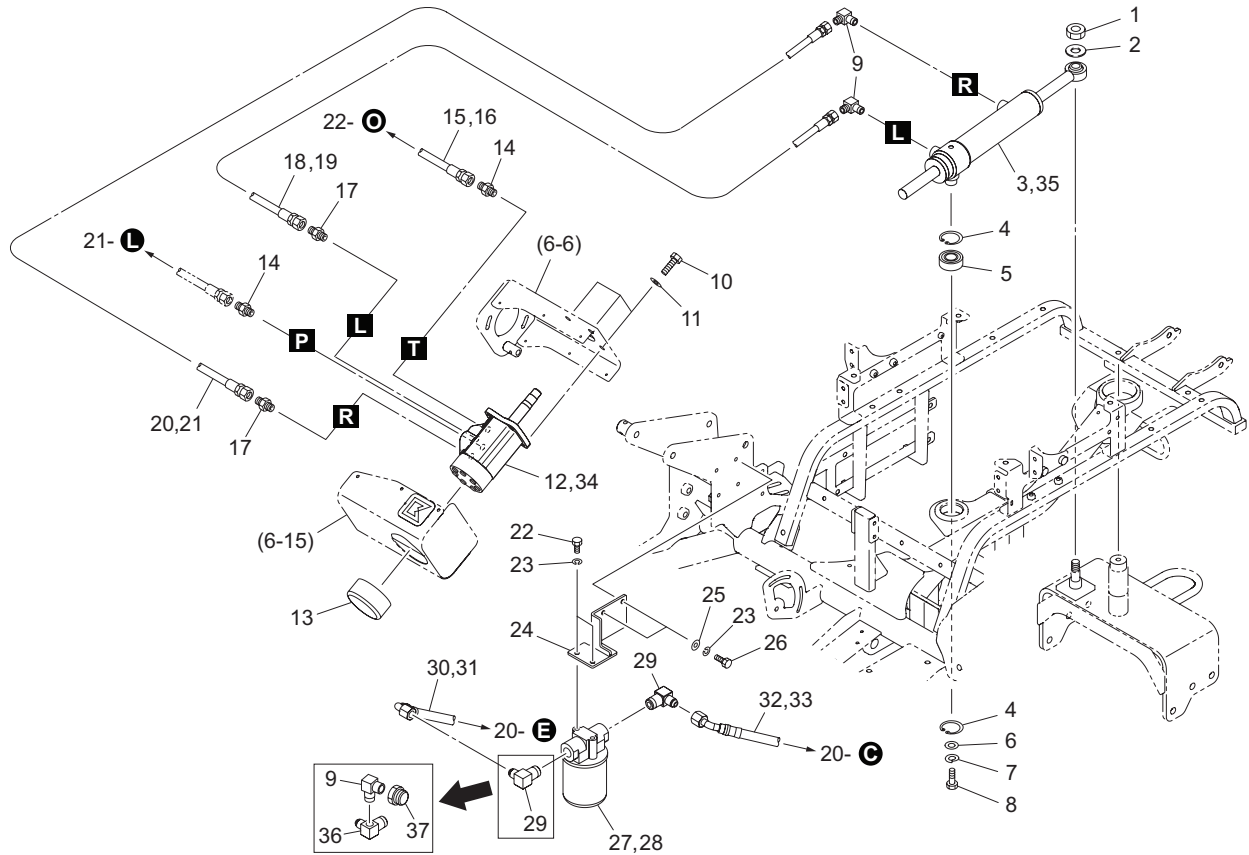


LM311\_026\_z02

Cat No.	Code No.	Part name	Qty	Remark	SN of application
26-1	K0145140002	NUT, W/F-RING M14 P1.5	1		
26-2	K0215140001	WASHER, DISK SPRING 2H M14	1		
26-3	K3213000430	CYLINDER, 35-170 505	1		
26-4	K0402042001	RING, RETAINING R M42	1		
26-5	K0612060040	BEARING, BALL SEAL 2RD 6004	1		
26-6	K5073210262	WASHER, SPHC 3.2-10-26	1		
26-7	K0200100002	WASHER, SPRING M10	1		
26-8	K0000100202	BOLT, M10-20	1		
26-9	K3001060002-Y	ELBOW, 90 1033-6	2		10001-10131
26a-9	K3001060002-Y	ELBOW, 90 1033-6	3		10132-
26-10	K0001100252	BOLT, P1.25 M10-25	3		
26-11	K0210100002	SPRING, CONICAL DISC L M10	3		
26-12	K3294000130	STEERING CNTL UNIT, ORBITROL RU074	1		
26-13	LM315GB1111Z0	CAP	1		
26-14	K3008000582-Y	CONNECTOR, ODD SIZED 1084-3/8-1/4-S	2		
26-15	K3100331550	HOSE, WP35-9-3-1550	1		
26-16	K3191014500	TUBE, SPIRAL SP-15 1450	1		
26-17	K3008000232-Y	CONNECTOR, W/O-RING PF1/4*PF1/4	2		
26-18	K3102211650	HOSE, WP105-6-1-1650	1		
26-19	K3190015500	TUBE, SPIRAL SP-12 1550	1		
26-20	K3102211850	HOSE, WP105-6-1-1850	1		
26-21	K3190017500	TUBE, SPIRAL SP-12 1750	1		
26-22	K0000080152	BOLT, M8-15	2		
26-23	K0200080002	WASHER, SPRING M8	4		
26-24	LM311--1721ZD	BRACKET, FILTER	1		
26-25	K5000080002	WASHER, M8	2		
26-26	K0000080202	BOLT, M8-20	2		
26-27	K3412000010	FILTER, CARTRIDGE SP04	1		
26-28	K3412000050	FILTER, FOR REPLACEMENT C-SP04-10	1		
26-29	K3006000022-Y	ELBOW, ODD SIZED PT1/2*PF3/8	2	2WD only	10001-10131

# 26. Hydraulic section H (Orbitrol)

LM311



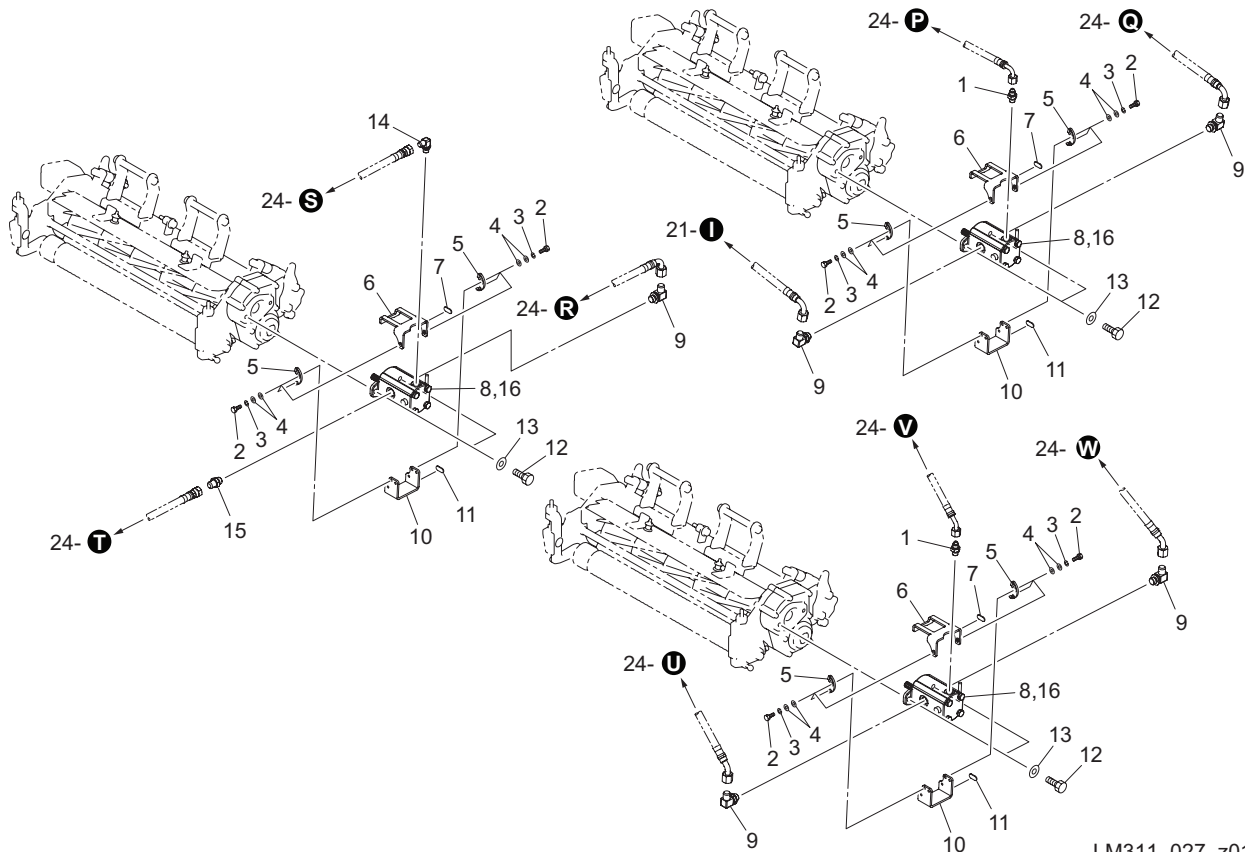
LM311\_026\_z02

Cat No.	Code No.	Part name	Qty	Remark	SN of application
26a-29	K3006000022-Y	ELBOW, ODD SIZED PT1/2*PF3/8	1		10132-
26-30	K3101330530	HOSE, WP70-9-3-530	1		
26-31	K3191004300	TUBE, SPIRAL SP-15 430	1		
26-32	K3101320380	HOSE, WP70-9-2-380	1		
26-33	K3191002800	TUBE, SPIRAL SP-15 280	1		
26-34	YBM0063A	SEAL KIT, ORBITROL RU074	1		
26-35	YIS-35C-SK	SEAL KIT, CYLINDER	1		
26-36	K3009000382-Y	ELBOW	1		10132-
26-37	K3008000482-Y	CAP, TAPPED FEMALE PF1/4	1	2WD only	10132-



# 27. Hydraulic section I (Gear motor)

LM311

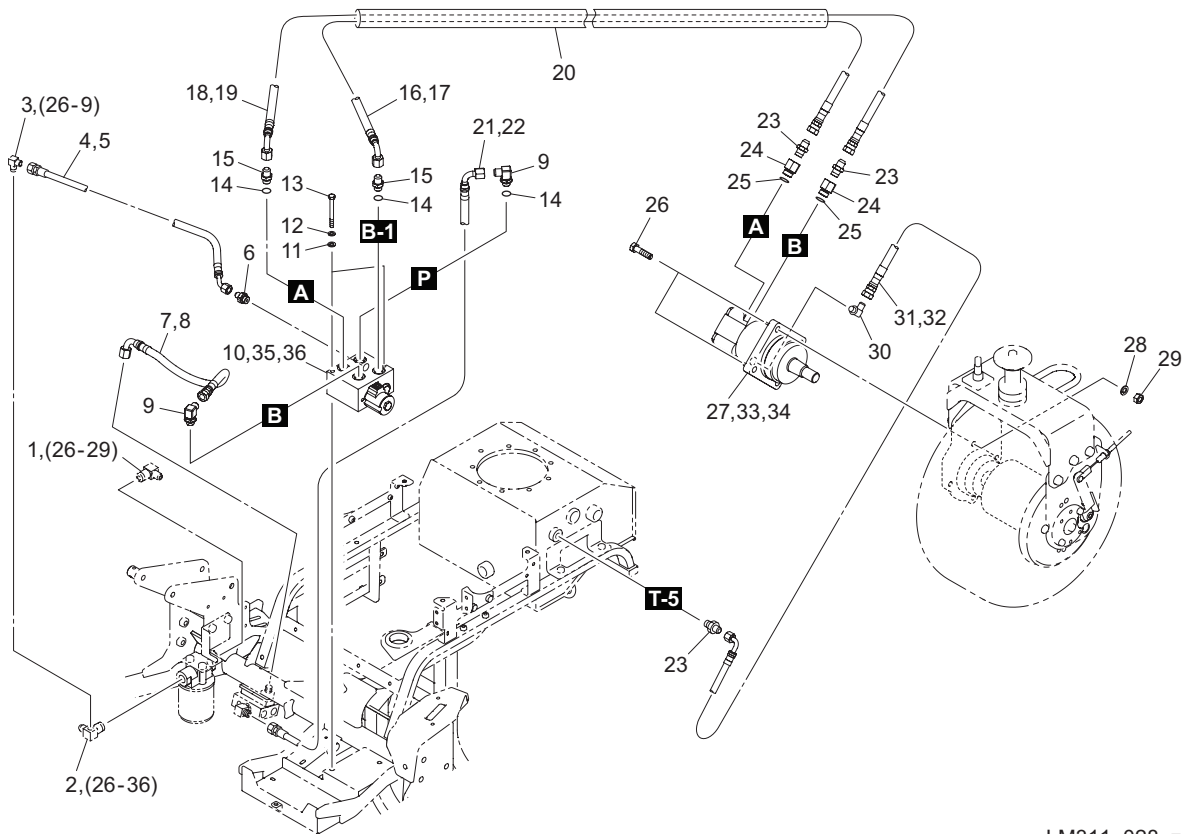


LM311\_027\_z01

Cat No.	Code No.	Part name	Qty	Remark	SN of application
27-1	K3008000232-Y	CONNECTOR, W/O-RING PF1/4*PF1/4	2		
27-2	K0020050120	BOLT, SUS M5-12	18		
27-3	K0200050002	WASHER, SPRING M5	18		
27-4	K5000050002	WASHER, M5	36		
27-5	LM311--1723Z2	PLATE, LOCK DOWN PF3/8	6		
27-6	LM311--1724Z2	PLATE, LOCK DOWN UPPER	3		
27-7	K4203001300	DECAL, REEL ROTATION	3		
27-8	K3282000090	MOTOR, GEAR PLM10.11,9	3		
27-9	K3008000032-Y	ELBOW, ADJUSTABLE 90 1086-9	5		
27-10	LM311--1725Z2	PLATE, LOCK DOWN LOWER	3		
27-11	K4203001310	DECAL, REEL STOP	3		
27-12	K0008100302	BOLT, SMALL M10-30	6		
27-13	K0215100002	WASHER, DISK SPRING 2H M10	6		
27-14	K3008000442-Y	ADAPTER, 90 1086-6	1		
27-15	K3009000142-Y	ADAPTER, PF3/8PF3/8	1		
27-16	YCA62029539	SEAL KIT, MOTOR	3		

# 28. Hydraulic section J (Rear wheel motor) for 3WD

LM311

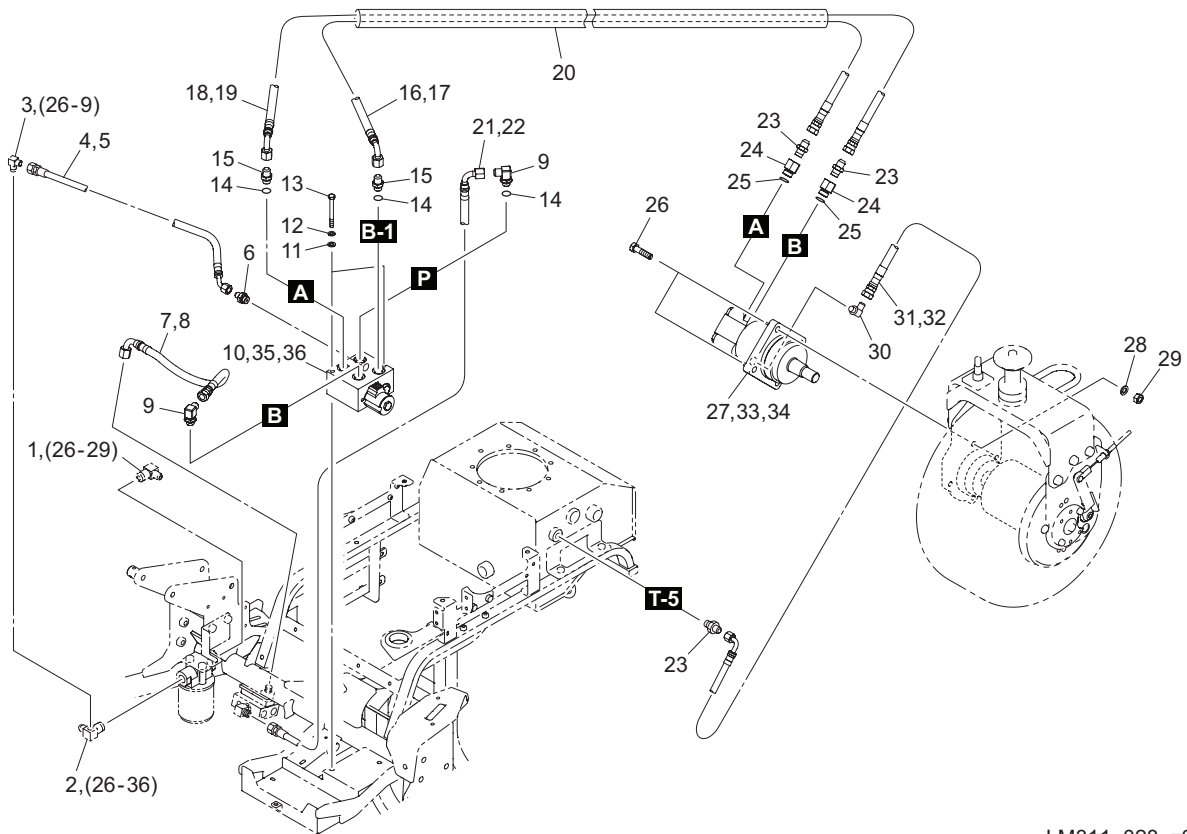


LM311\_028\_z02

Cat No.	Code No.	Part name	Qty	Remark	SN of application
28-1	K3006000022-Y	ELBOW, ODD SIZED PT1/2*PF3/8	1		10001-10131
28-2	K3009000382-Y	ELBOW	1		10001-10131
28-3	K3001060002-Y	ELBOW, 90 1033-6	1		10001-10131
28-4	K3101220490	HOSE, WP70-6-2-490	1		
28-5	K3190003900	TUBE, SPIRAL SP-12 390	1		
28-6	K3009000202-Y	ADAPTER, PF1/4*PF3/8	1		
28-7	K3105330570	HOSE, WP210-9-3-570	1		
28-8	K3191004700	TUBE, SPIRAL SP-15 470	1		
28-9	K3008000032-Y	ELBOW, ADJUSTABLE 90 1086-9	2		
28-10	K3313000710	VALVE COMP, SOLENOID HF80807-12	1		
28-11	K5000080002	WASHER, M8	2		
28-12	K0200080002	WASHER, SPRING M8	2		
28-13	K0003080802	BOLT, M8-80	2		
28-14	K0881014000	O-RING, P14B	3		
28-15	K3009000142-Y	ADAPTER, PF3/8PF3/8	2		
28-16	K3105331460	HOSE, WP210-9-3-1460	1		
28-17	K3191013600	TUBE, SPIRAL SP-15 1360	1		
28-18	K3105331530	HOSE, WP210-9-3-1530	1		
28-19	K3191014300	TUBE, SPIRAL SP-15 1430	1		
28-20	K3175080700	COVER, ANTI-SCATTER PROTECTION 8-700	1		
28-21	K3105330440	HOSE, WP210-9-3-440	1		
28-22	K3191003400	TUBE, SPIRAL SP-15 340	1		
28-23	K3000060002-Y	ADAPTER, 1013-6	3		
28-24	K3029000042-Y	BUSHING, PF1/2*PT3/8	2		
28-25	K0881018000	O-RING, P18B	2		
28-26	K0000120502	BOLT, M12-50	4		
28-27	K3291000130	MOTOR, WHEEL 2-160BS4S-E341	1		
28-28	K0200120002	WASHER, SPRING M12	4		
28-29	K0100120002	NUT, M12	4		
28-30	K3008000442-Y	ADAPTER, 90 1086-6	1		

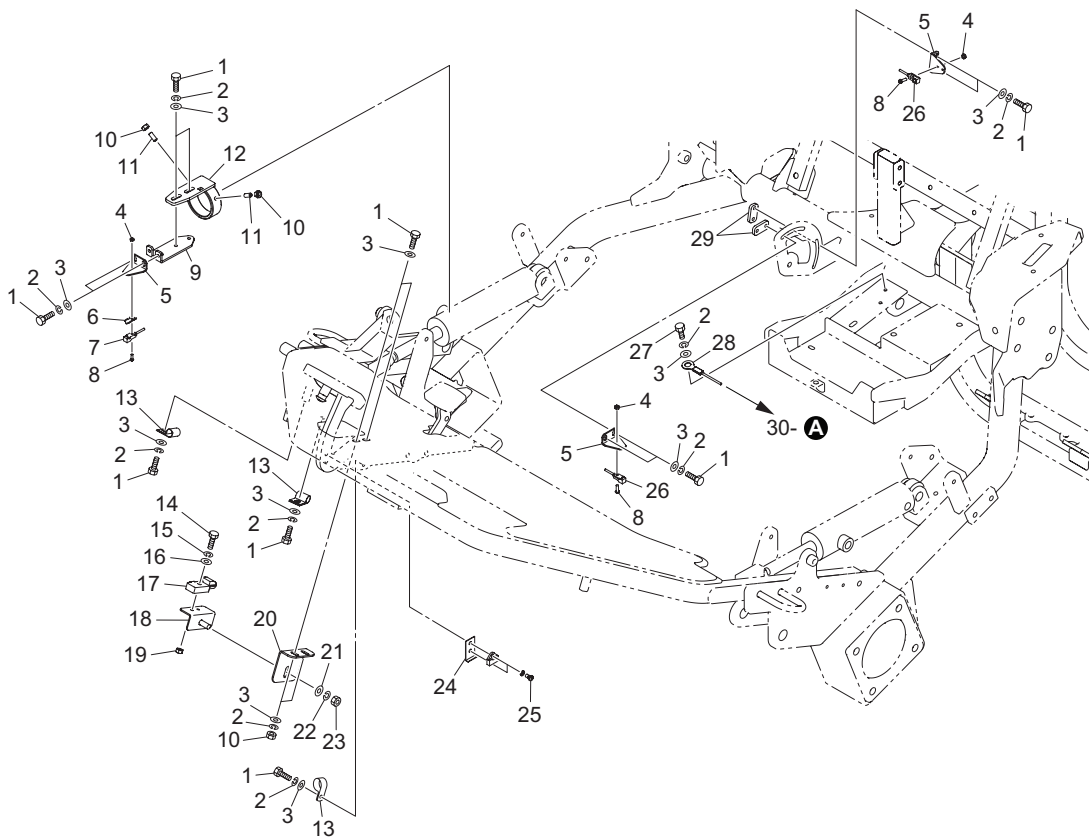
# 28. Hydraulic section J (Rear wheel motor) for 3WD

LM311



LM311\_028\_z02

Cat No.	Code No.	Part name	Qty	Remark	SN of application
28-31	K3101231530	HOSE, WP70-6-3-1530	1		
28-32	K3190014300	TUBE, SPIRAL SP-12 1430	1		
28-33	Y61091S	SEAL KIT, ORBIT MOTOR 2000 (SHAFT)	1		
28-34	Y61090S	SEAL KIT, ORBIT MOTOR 2000 (REAR)	1		
28-35	YZSK08-2N-T/B	SEAL KIT, CHECK VALVE	1		
28-36	YZ48889625	SEAL KIT, SOLENOID VALVE	1		

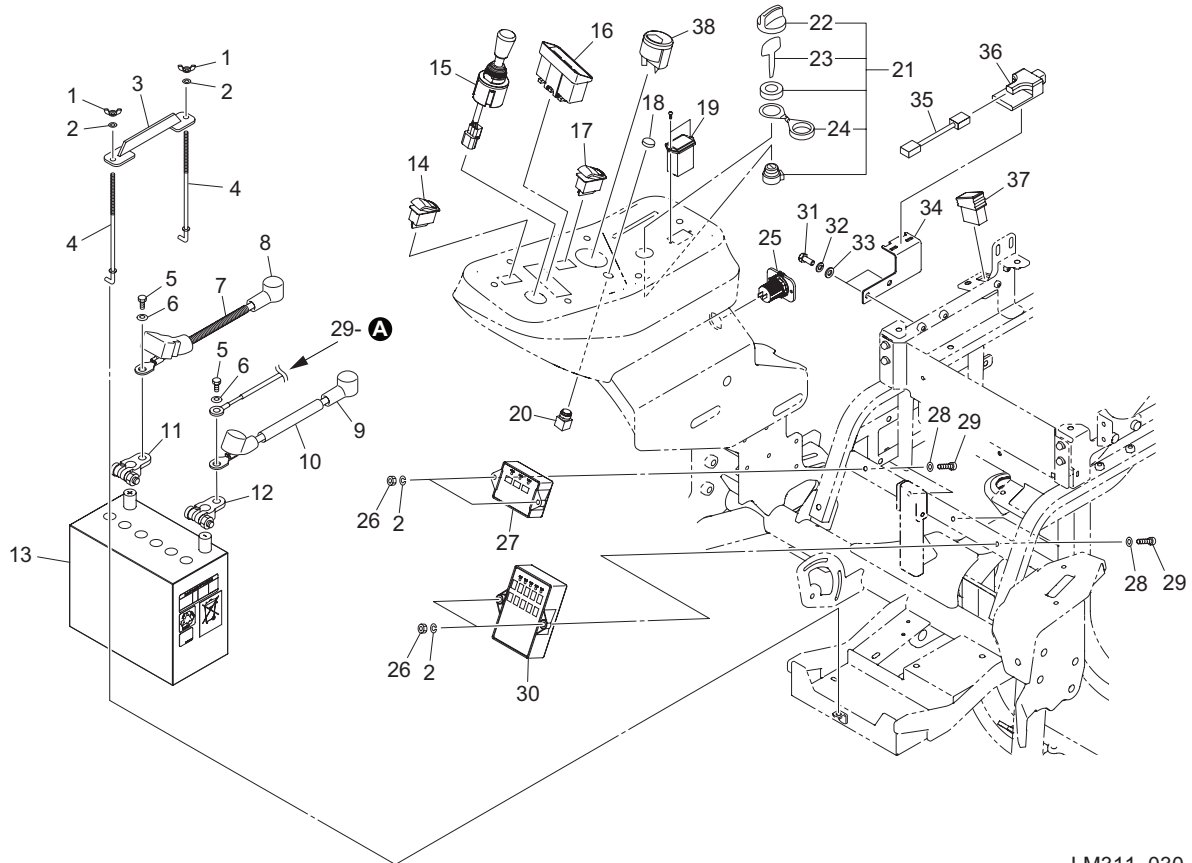


LM311\_029\_z00

Cat No.	Code No.	Part name	Qty	Remark	SN of application
29-1	K0000060152	BOLT, M6-15	13		
29-2	K0200060002	WASHER, SPRING M6	14		
29-3	K5000060002	WASHER, M6	16		
29-4	K0100030002	NUT, M3	3		
29-5	LM315GB0640Z2	MOUNT, PROXIMITY SWITCH	3		
29-6	K3720000220	BRACKET, MOUNTING SENSOR	1		
29-7	K3720000210	SENSOR, PROXIMITY	1		
29-8	K0042030102	SCREW, + ROUND HEAD M3-10	3		
29-9	LM315GC1909Z2	PLATE, MOUNTING CYLINDER SENSOR	1		
29-10	K0100060002	NUT, M6	4		
29-11	K0023060151	SETSCREW, M6-15	2		
29-12	LM315GC1908ZD	STAY, CYLINDER SENSOR	1		
29-13	K4270010060	CLIP, HARNESS 10-M6	3		
29-14	K0000050202	BOLT, M5-20	1		
29-15	K0200050002	WASHER, SPRING M5	1		
29-16	K5000050002	WASHER, M5	1		
29-17	K3720000150	SWITCH, PROXIMITY NO V-in	1		
29-18	LM315GC1904ZD	MOUNT, SENSOR	1		
29-19	K0100050002	NUT, M5	1		
29-20	LM315GC1905ZD	PLATE, ADJUSTING SENSOR	1		
29-21	K5000080002	WASHER, M8	1		
29-22	K0200080002	WASHER, SPRING M8	1		
29-23	K0100080002	NUT, M8	1		
29-24	SP05---0605Z2	BRACKET, MAGNET	1		
29-25	K0048050102	SCREW, + ROUND HEAD W/SW M5-10	2		
29-26	K3720000110	SENSOR, PROXIMITY E2S-W23	2		
29-27	K0000060102	BOLT, M6-10	1		
29-28	K3620001050	WIRE, TO EARTH 350	1		
29-29	LM311--2006Z2	BRACKET, MOUNTING SENSOR	2		

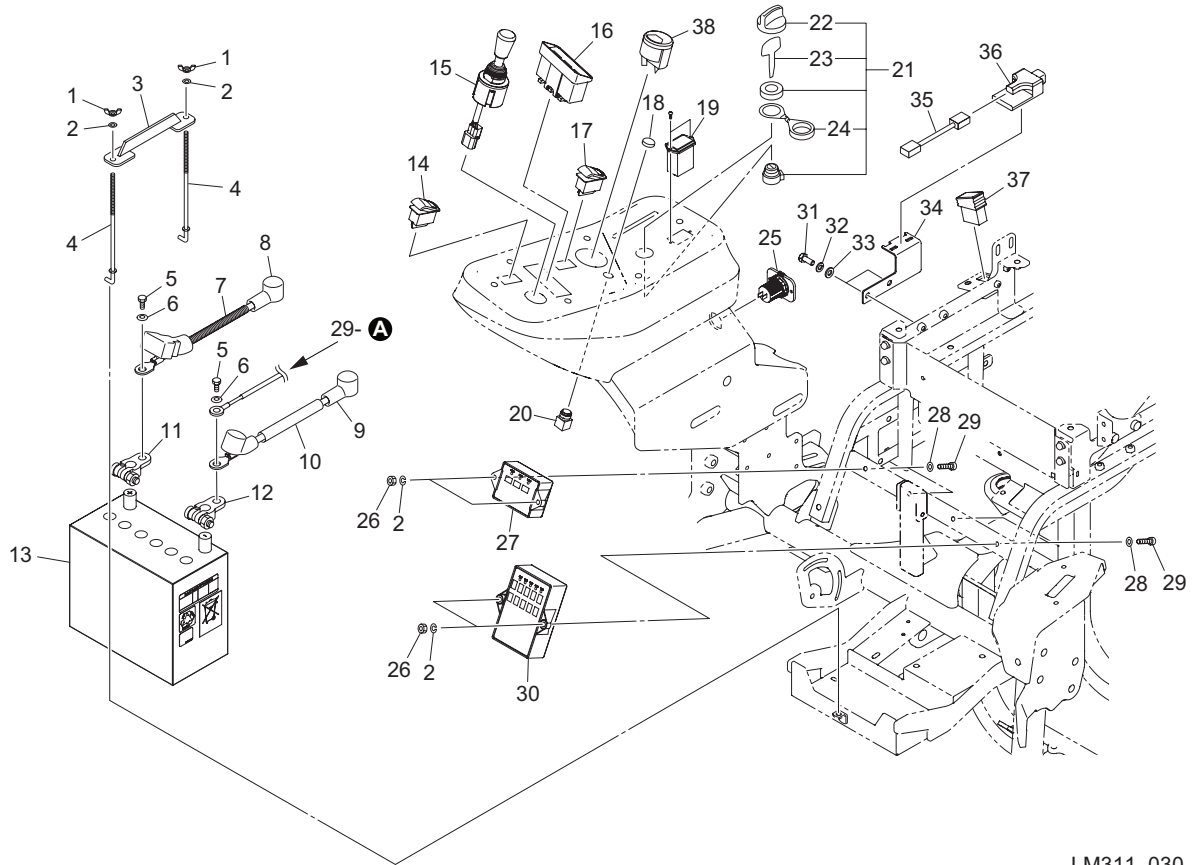
# 30. Electrical section B

LM311



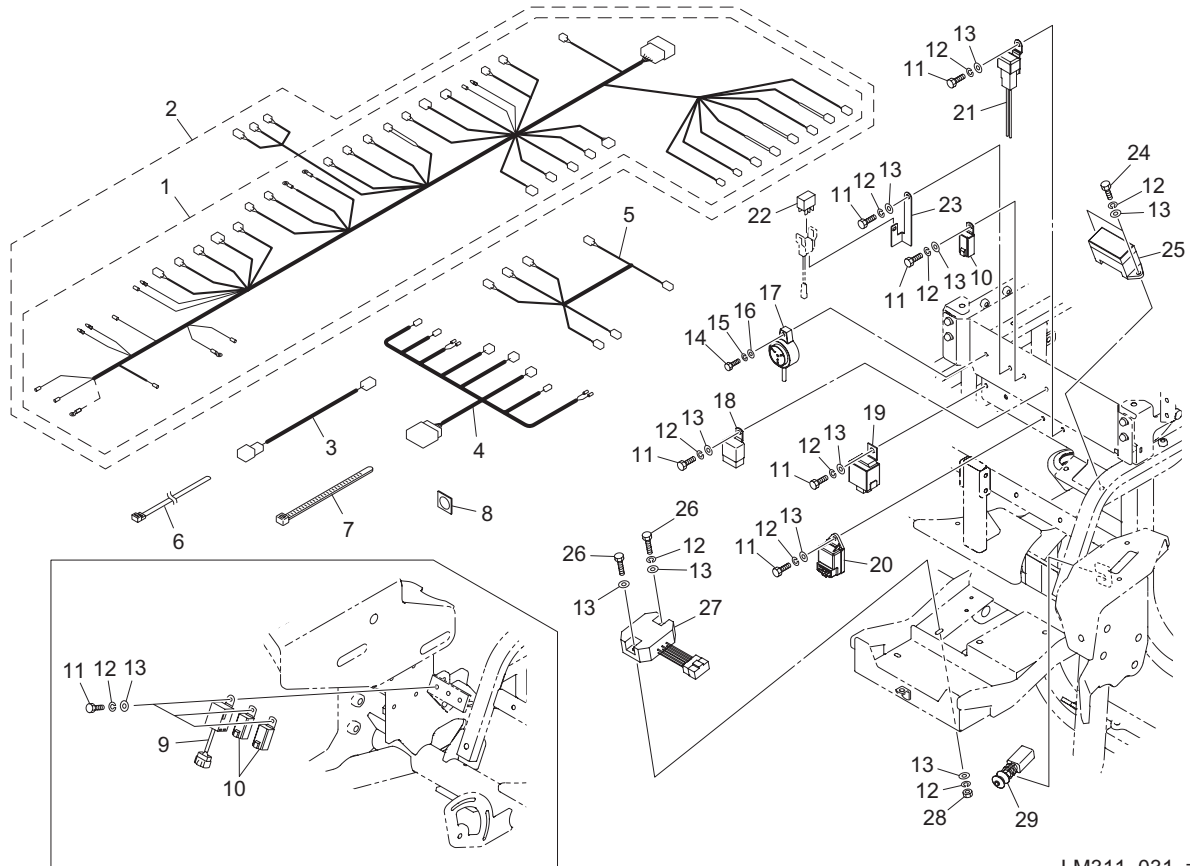
LM311\_030\_z01

Cat No.	Code No.	Part name	Qty	Remark	SN of application
30-1	K0141060002	NUT, WING M6-3	2		
30-2	K0200060002	WASHER, SPRING M6	8		
30-3	SP05---0105AD	CLAMPER, BATTERY	1		
30-4	SP05---0106B2	SCREW, HOLDING BATTERY	2		
30-5	K0000080152	BOLT, M8-15	2		
30-6	K0210080002	SPRING, CONICAL DISC L M8	2		
30-7	K3194111300	TUBE, CORRUGATED, 10-1130	1		
30-8	K3610000600	WIRE, BATTERY (+) 1190	1		
30-9	K3611000470	WIRE, TO EARTH 500	1		
30-10	K3194104400	TUBE, CORRUGATED, 10-440	1		
30-11	K3612000090	TERMINAL, BATTERY (+) 4013-39-1	1		
30-12	K3612000100	TERMINAL, BATTERY (-) 4013-39-2	1		
30-13	K3600000260	BATTERY, FX55B24L	1		
30-14	K3661000240	SWITCH, LOCKER (ON-ON)	1		
30-15	K3662000180	SWITCH, JOYSTICK	1		
30-16	K3641000070	LAMP, PILOT BOX	1		
30-17	K3661000250	PLUG, FIXING HOLE	1	2WD only	
30a-17	K3661000240	SWITCH, LOCKER (ON-ON)	1	3WD only	
30-18	K3661000090	COVER, DUST PROOF FOR SWITCH	1		
30-19	K3650000130	HOUR METER, 636DC	1		
30-20	K3661000140	SWITCH, ROUND PUSH BUTTON TYPE	1		
30-21	PF15248-6359-0	SWITCH ASSY, STARTER	1		
30-22	K4039000140	CAP, KEY	1		
30-23	PF15248-6370-0	KEY, STARTER	1		
30-24	PF54611-4112-0	CAP, STARTER SWITCH	1		
30-25	K3613000060	SOCKET, 2-INLET FOR USB CHARGER	1		
30-26	K0100060002	NUT, M6	4		
30-27	LM315GC8908Z0	CIRCUIT BOARD ASSY, MOWER CONTROL JOY STICK	1		
30-28	K5000060002	WASHER, M6	6		
30-29	K001A060251	BOLT, 13T W/HEX HOLE M6-25	4		



LM311\_030\_z01

Cat No.	Code No.	Part name	Qty	Remark	SN of application
30-30	LM315GC1903A0	BOARD ASSY, INTERLOCK	1		
30-31	K0000080202	BOLT, M8-20	2		
30-32	K0200080002	WASHER, SPRING M8	2		
30-33	K5000080002	WASHER, M8	2		
30-34	LM311--2005ZD	PLATE, MOUNTING	1		
30-35	GM2810-0517Z0	HARNESS, EXTENSION	1		
30-36	LM311--2004ZE	PROGRAM, ETRD FOR LM311	1		
30-37	K3661000070	SWITCH, ROCKER RED	1		
30-38	PFR1401-5317-0	GAUGE, WATER TEMPERATURE	1		

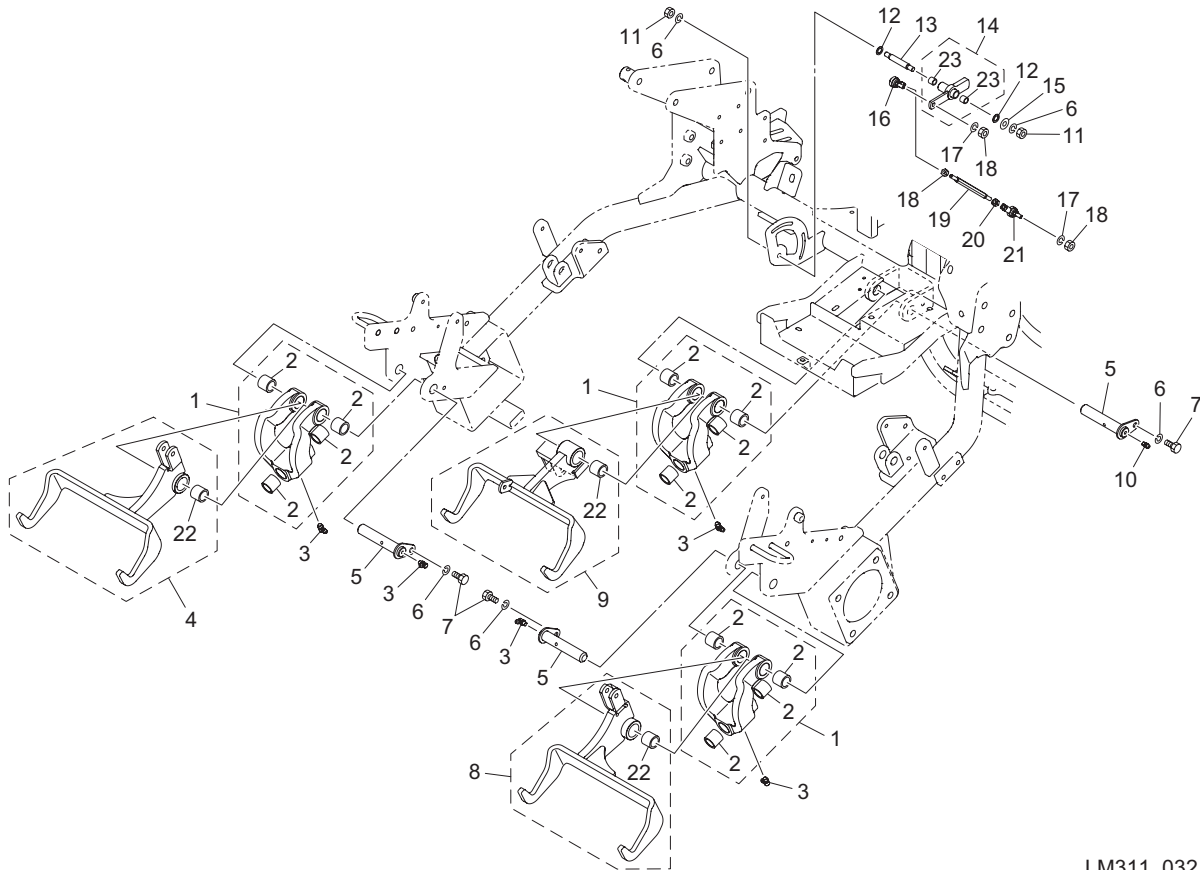


LM311\_031\_z01

Cat No.	Code No.	Part name	Qty	Remark	SN of application
31-1	LM311--2001Z0	HARNESS, D	1		10001-10005
31-2	LM311--2011Z0	HARNESS, D	1		10006-
31-3	LM311--2002Z0	HARNESS, KYE SWITCH	1		
31-4	LM311--2003A0	HARNESS, CONSOLE	1		
31-5	LM311--2010Z0	HARNESS, DELAY	1		10001-10005
31-6	K4241000160	BAND, PLASTIC T50L-DH-HSB	4		
31-7	K4241000040	BAND, PLASTIC TRCV-200W	30		
31-8	K4251000030	FITTING, NYRON SGABM25-AV	1		
31-9	K3683000010	TIMER, OFF DELAY 0.9S	1		
31-10	K3681000090	RELAY, ACA12135	3		
31-11	K0000060152	BOLT, M6-15	9		
31-12	K0200060002	WASHER, SPRING M6	13		
31-13	K5000060002	WASHER, M6	14		
31-14	K0000050202	BOLT, M5-20	1		
31-15	K0200050002	WASHER, SPRING M5	1		
31-16	K5000050002	WASHER, M5	1		
31-17	K3700000010	BUZZER, EBM-12 TYPE	1		
31-18	K3681000010	RELAY, CA1-DC12V-N	1		
31-19	PF1J321-6024-2	TIMER (KEY STOP)	1		
31-20	PF15694-6599-2	TIMER (GLOW LAMP)	1		
31-21	K3620000720	LINE, FUSIBLE LINK	1		
31-22	K3681000120	RELAY, ACVN51012	1		
31-23	LM311--2009Z2	BRACLET	1		
31-24	K0000060202	BOLT, M6-20	2		
31-25	LM311--2007Z0	BOX COMP, FUSE	1		
31-26	K0000060252	BOLT, M6-25	2		
31-27	PFPN201-6856-4	REGULATOR ASSY (22)	1		
31-28	K0100060002	NUT, M6	1		
31-29	K3671000150	SWITCH, LIMIT V17680A	1		

# 32. Lift fork section

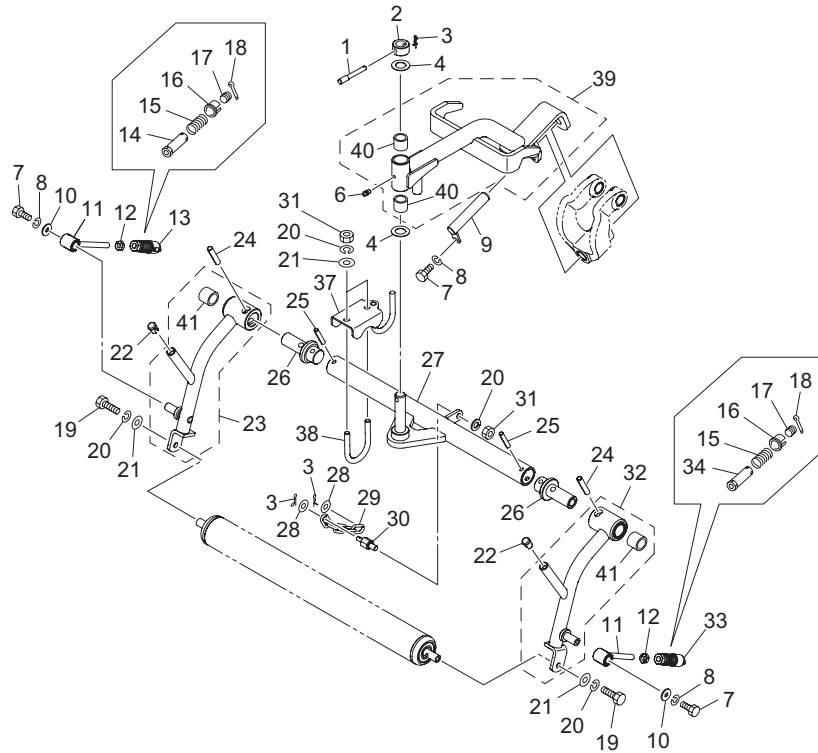
LM311



LM311\_032\_z00

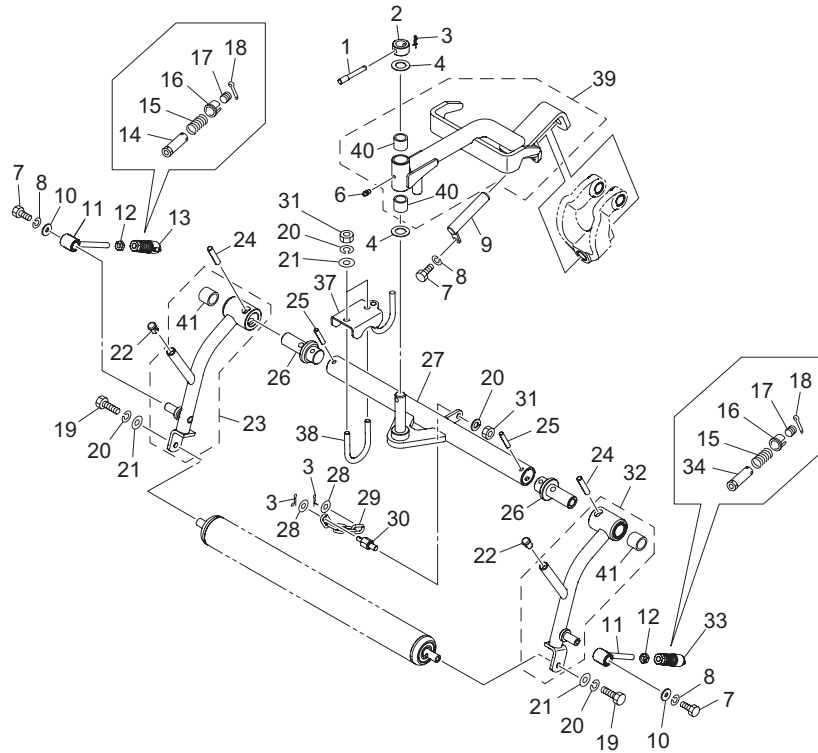
Cat No.	Code No.	Part name	Qty	Remark	SN of application
32-1	LM315GC1501A0	FULCRUM COMP, MOWER	3		
32-2	K6000000110	BUSH, 19-25.4-22	12		
32-3	K1440000020	GREASE NIPPLE, 90 TYPE C	5		
32-4	LM311--1502ZD	FORK, LIFTING (RH)	1		
32-5	LM315GC1504Z0	PIN, SUS 19-101	3		
32-6	K0200080002	WASHER, SPRING M8	5		
32-7	K0000080152	BOLT, M8-15	3		
32-8	LM311--1503ZD	FORK, LIFTING (LH)	1		
32-9	LM311--1501ZD	FORK, LIFTING (REAR)	1		
32-10	K1440000010	GREASE NIPPLE, STRAIGHT TYPE A	1		
32-11	K0100080002	NUT, M8	2		
32-12	K5051010160	WASHER, C5191P 1-10-16	2		
32-13	LM315GB0623A0	SHAFT, SUS 8-43	1		
32-14	LM311--1504Z2	LEVER, SENSING	1		
32-15	K5000080002	WASHER, M8	1		
32-16	K1604060000	JOINT, SPHERICAL LHSA6	1		
32-17	K0200060002	WASHER, SPRING M6	2		
32-18	K0100060002	NUT, M6	3		
32-19	LM311--1505Z2	ROD, ADJUSTING M6 144	1		
32-20	K0180060002	NUT, LEFT-HANDED M6	1		
32-21	K16040600L0	JOINT, SPHERICAL LHSA6L	1		
32-22	K6000000140	BUSH, COPPER 19-25.4-36	3		
32-23	K6000000170	BUSH, 10-12-10	2		





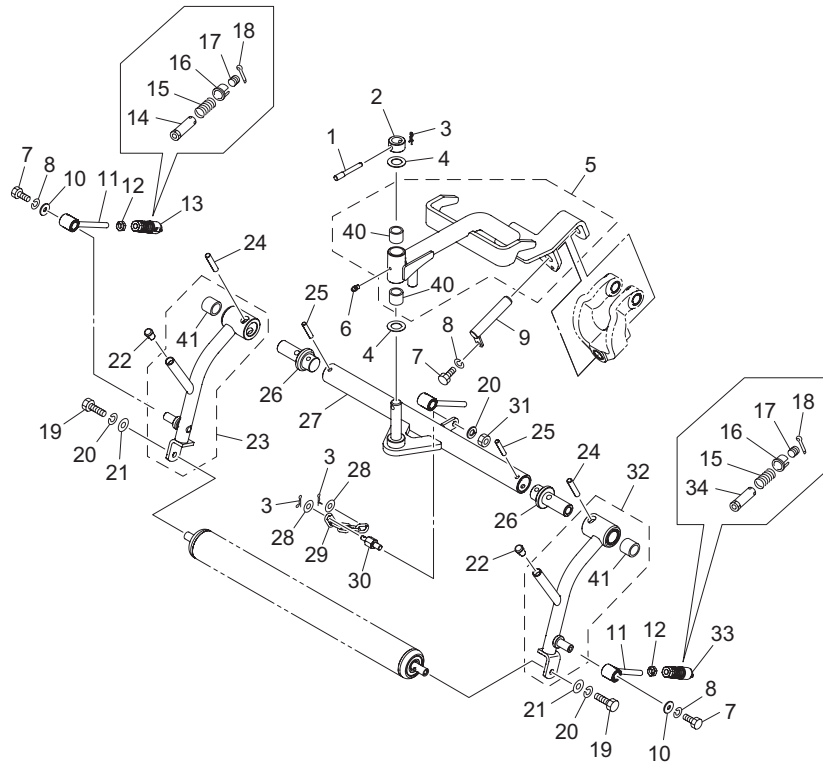
LM311\_A33\_z00

Cat No.	Code No.	Part name	Qty	Remark	SN of application
A33-1	K6031080512	PIN, FLAT HEAD HT M8-51	1		
A33-2	LM311--1608Z2	COLLAR, 20-32-18	1		
A33-3	K0340800002	PIN, SNAP W/RETAINER M8	3		
A33-4	K5051020350	WASHER, C5191P 1-20-35	2		
A33a-5					
A33-6	K1440000010	GREASE NIPPLE, STRAIGHT TYPE A	1		
A33-7	K0000080152	BOLT, M8-15	3		
A33-8	K0200080002	WASHER, SPRING M8	3		
A33-9	LM315GC1608Z2	PIN, 19-96	1		
A33-10	K5012308242	WASHER, SPCC 2.3-8-24	2		
A33a-11	LM311--1611Z3	FITTING, MOWER	2		
A33-12	K0108100002	NUT, P1 M10-3	2		
A33-13	LM315GA0757Z0	PIPE COMP, FIXING MOWER (RH)	1		
A33-14	LM315GA0707Z9	PIPE, (RH)	1		
A33-15	K1000000568	SPRING, COMPRESSION M1.2-21.7-43	2		
A33-16	LM150GA0720Z8	STOPPER	2		
A33-17	LM150GA0721Z2	RECEIVER, MOWER MOUNTING BOLT	2		
A33-18	K0300025322	PIN, COTTER M2.5-32	2		
A33-19	K0000100302	BOLT, M10-30	2		
A33-20	K0200100002	WASHER, SPRING M10	5		
A33-21	K5000100002	WASHER, M10	4		
A33-22	K1310000060	CAP, 12.7	2		
A33a-23	LM311--1613ZD	ARM, MOWER (RH)	1		
A33-24	K0320100501	PIN, SPRING M10-50	2		
A33-25	K0320080451	PIN, SPRING M8-45	2		
A33-26	LM311--1607Z2	SHAFT, SUPPORTING	2		
A33-27	LM311--1601ZD	ARM, MOWER	1		
A33-28	K5000080002	WASHER, M8	2		
A33-29	K4532000072	CHAIN, GENERAL USE 4.8-5LINKS	1		
A33-30	LM54G--0614Z3	BOLT, HOLDING CHAIN	1		



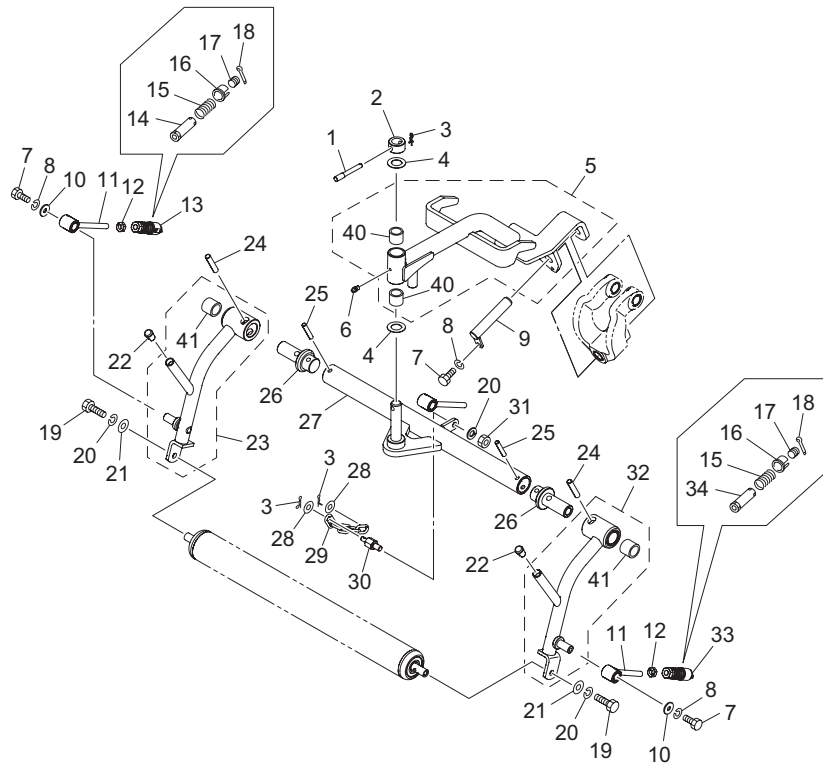
LM311\_A33\_z00

Cat No.	Code No.	Part name	Qty	Remark	SN of application
A33-31	K0100100002	NUT, M10	3		
A33a-32	LM311--1612ZD	ARM, MOWER (LH)	1		
A33-33	LM315GA0756Z0	PIPE COMP, FIXING MOWER (LH)	1		
A33-34	LM315GA0706Z9	PIPE, (LH)	1		
A33a-35					
A33a-36					
A33-37	LM311--1610ZD	GUIDE, HOSE #1	1		
A33-38	K0073000062	BOLT, W/F-RING, M10-56	1		
A33-39	LM311--1602ZD	ARM, LIFTING (REAR)	1		
A33-40	K6000000280	BUSH, 20-24-20	2		
A33-41	K6000000610	BUSH, PLASTIC 25-32-35	2		



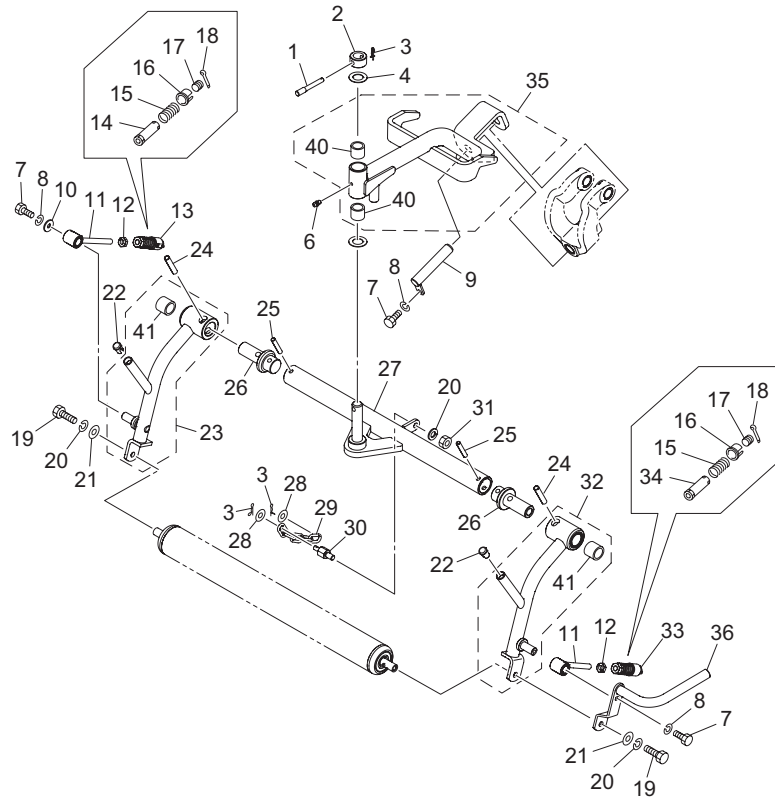
LM311\_B33\_z00

Cat No.	Code No.	Part name	Qty	Remark	SN of application
B33-1	K6031080512	PIN, FLAT HEAD HT M8-51	1		
B33-2	LM311--1608Z2	COLLAR, 20-32-18	1		
B33-3	K0340800002	PIN, SNAP W/RETAINER M8	3		
B33-4	K5051020350	WASHER, C5191P 1-20-35	2		
B33-5	LM311--1603ZD	ARM, LIFTING (RH)	1		
B33-6	K1440000010	GREASE NIPPLE, STRAIGHT TYPE A	1		
B33-7	K0000080152	BOLT, M8-15	3		
B33-8	K0200080002	WASHER, SPRING M8	3		
B33-9	LM315GC1608Z2	PIN, 19-96	1		
B33-10	K5012308242	WASHER, SPCC 2.3-8-24	2		
B33-11	LM315GA0708A3	FITTING, MOWER 123	2		10001-10083
B33b-11	LM311--1611Z3	FITTING, MOWER	2		10084-
B33-12	K0108100002	NUT, P1 M10-3	2		
B33-13	LM315GA0757Z0	PIPE COMP, FIXING MOWER (RH)	1		
B33-14	LM315GA0707Z9	PIPE, (RH)	1		
B33-15	K1000000568	SPRING, COMPRESSION M1.2-21.7-43	2		
B33-16	LM150GA0720Z8	STOPPER	2		
B33-17	LM150GA0721Z2	RECEIVER, MOWER MOUNTING BOLT	2		
B33-18	K0300025322	PIN, COTTER M2.5-32	2		
B33-19	K0000100302	BOLT, M10-30	2		
B33a-20	K0200100002	WASHER, SPRING M10	3		
B33a-21	K5000100002	WASHER, M10	2		
B33-22	K1310000060	CAP, 12.7	2		
B33-23	LM311--1606ZD	ARM, MOWER (RH)	1		10001-10083
B33b-23	LM311--1613ZD	ARM, MOWER (RH)	1		10084-
B33-24	K0320100501	PIN, SPRING M10-50	2		
B33-25	K0320080451	PIN, SPRING M8-45	2		
B33-26	LM311--1607Z2	SHAFT, SUPPORTING	2		
B33-27	LM311--1601ZD	ARM, MOWER	1		
B33-28	K5000080002	WASHER, M8	2		



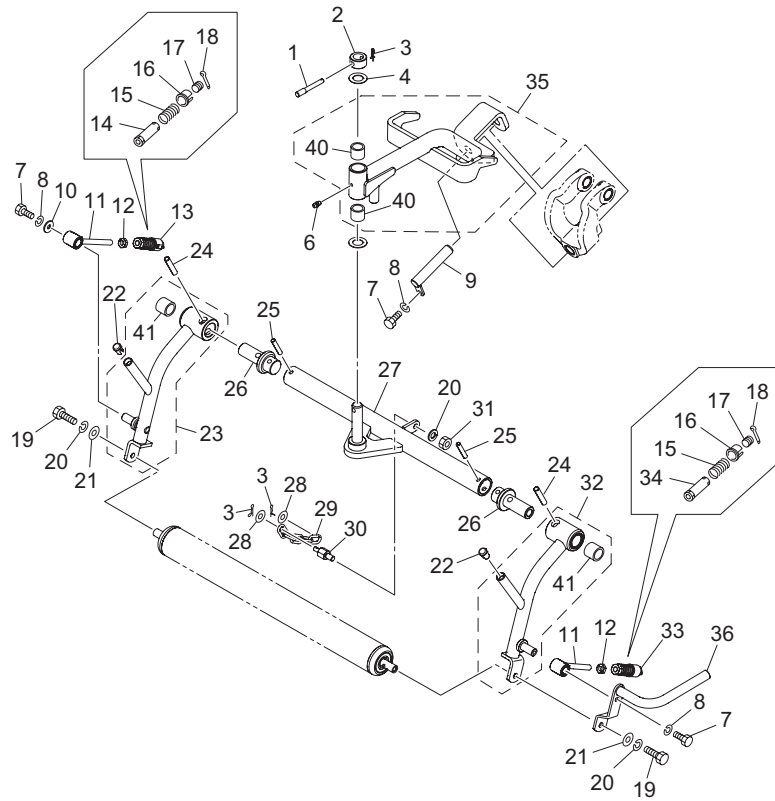
LM311\_B33\_z00

Cat No.	Code No.	Part name	Qty	Remark	SN of application
B33-29	K4532000072	CHAIN, GENERAL USE 4.8-5LINKS	1		
B33-30	LM54G--0614Z3	BOLT, HOLDING CHAIN	1		
B33a-31	K0100100002	NUT, M10	1		
B33-32	LM311--1605ZD	ARM, MOWER (LH)	1		10001-10083
B33b-32	LM311--1612ZD	ARM, MOWER (LH)	1		10084-
B33-33	LM315GA0756Z0	PIPE COMP, FIXING MOWER (LH)	1		
B33-34	LM315GA0706Z9	PIPE, (LH)	1		
B33a-35					
B33a-36					
B33a-37					
B33a-38					
B33a-39					
B33-40	K6000000280	BUSH, 20-24-20	2		
B33-41	K6000000610	BUSH, PLASTIC 25-32-35	2		



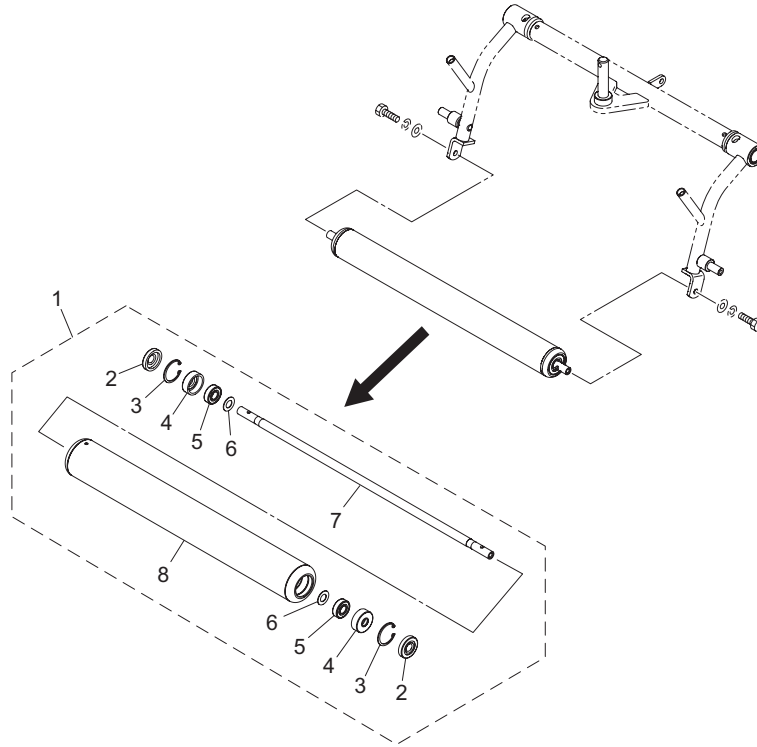
LM311\_C33\_z00

Cat No.	Code No.	Part name	Qty	Remark	SN of application
C33-1	K6031080512	PIN, FLAT HEAD HT M8-51	1		
C33-2	LM311--1608Z2	COLLAR, 20-32-18	1		
C33-3	K0340800002	PIN, SNAP W/RETAINER M8	3		
C33-4	K5051020350	WASHER, C5191P 1-20-35	2		
C33a-5					
C33-6	K1440000010	GREASE NIPPLE, STRAIGHT TYPE A	1		
C33-7	K0000080152	BOLT, M8-15	3		
C33-8	K0200080002	WASHER, SPRING M8	3		
C33-9	LM315GC1608Z2	PIN, 19-96	1		
C33a-10	K5012308242	WASHER, SPCC 2.3-8-24	1		
C33-11	LM315GA0708A3	FITTING, MOWER 123	2		10001-10083
C33b-11	LM311--1611Z3	FITTING, MOWER	2		10084-
C33-12	K0108100002	NUT, P1 M10-3	2		
C33-13	LM315GA0757Z0	PIPE COMP, FIXING MOWER (RH)	1		
C33-14	LM315GA0707Z9	PIPE, (RH)	1		
C33-15	K1000000568	SPRING, COMPRESSION M1.2-21.7-43	2		
C33-16	LM150GA0720Z8	STOPPER	2		
C33-17	LM150GA0721Z2	RECEIVER, MOWER MOUNTING BOLT	2		
C33-18	K0300025322	PIN, COTTER M2.5-32	2		
C33-19	K0000100302	BOLT, M10-30	2		
C33a-20	K0200100002	WASHER, SPRING M10	3		
C33a-21	K5000100002	WASHER, M10	2		
C33-22	K1310000060	CAP, 12.7	2		
C33-23	LM311--1606ZD	ARM, MOWER (RH)	1		10001-10083
C33b-23	LM311--1613ZD	ARM, MOWER (RH)	1		10084-
C33-24	K0320100501	PIN, SPRING M10-50	2		
C33-25	K0320080451	PIN, SPRING M8-45	2		
C33-26	LM311--1607Z2	SHAFT, SUPPORTING	2		
C33-27	LM311--1601ZD	ARM, MOWER	1		
C33-28	K5000080002	WASHER, M8	2		



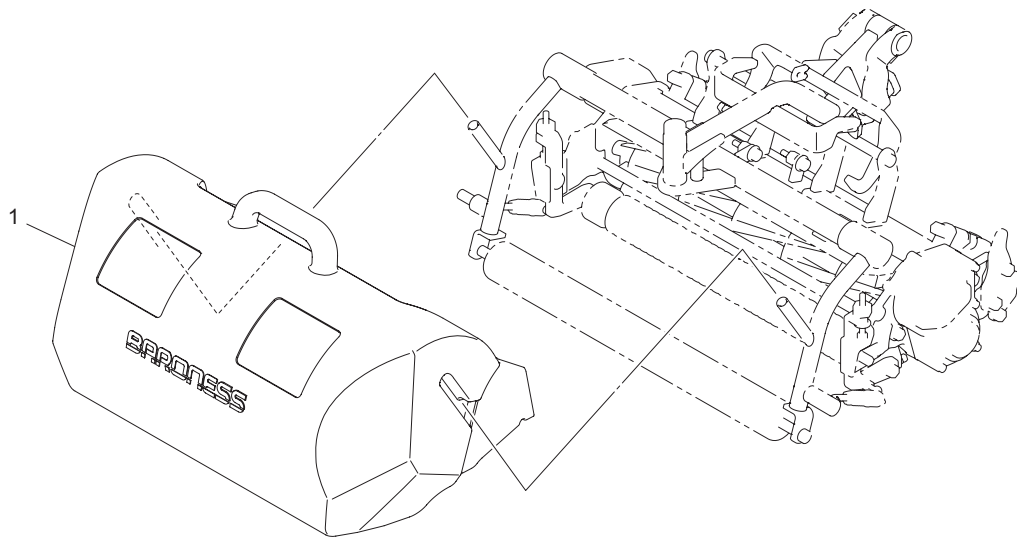
LM311\_C33\_z00

Cat No.	Code No.	Part name	Qty	Remark	SN of application
C33-29	K4532000072	CHAIN, GENERAL USE 4.8-5LINKS	1		
C33-30	LM54G--0614Z3	BOLT, HOLDING CHAIN	1		
C33a-31	K0100100002	NUT, M10	1		
C33-32	LM311--1605ZD	ARM, MOWER (LH)	1		10001-10083
C33b-32	LM311--1612ZD	ARM, MOWER (LH)	1		10084-
C33-33	LM315GA0756Z0	PIPE COMP, FIXING MOWER (LH)	1		
C33-34	LM315GA0706Z9	PIPE, (LH)	1		
C33-35	LM311--1604ZD	ARM, LIFTING (LH)	1		
C33-36	LM311--1609ZR	GUARD, MOTOR	1		10001-10083
C33b-36	LM311--1614ZR	GUARD, MOTOR	1		10084-
C33a-37					
C33a-38					
C33a-39					
C33-40	K6000000280	BUSH, 20-24-20	2		
C33-41	K6000000610	BUSH, PLASTIC 25-32-35	2		



LM311\_D33\_z00

Cat No.	Code No.	Part name	Qty	Remark	SN of application
D33-1	LM150GA0754A0	ROLLER ASSY, GRASS CATCHER	1		
D33-2	K0861000020	OIL SEAL, TA1542.38	2		
D33-3	K0402042001	RING, RETAINING R M42	2		
D33-4	K0861000030	OIL SEAL, 6202	2		
D33-5	K0616062020	BEARING, BALL SEAL 2NSEC3 6202	2		
D33-6	K5051015280	WASHER, C5191P 1-15-28	2		
D33-7	K6131000060	SHAFT, TAPPED ROLLER 651	1		
D33-8	K8021000220	ROLLER COMP, 74-590	1		



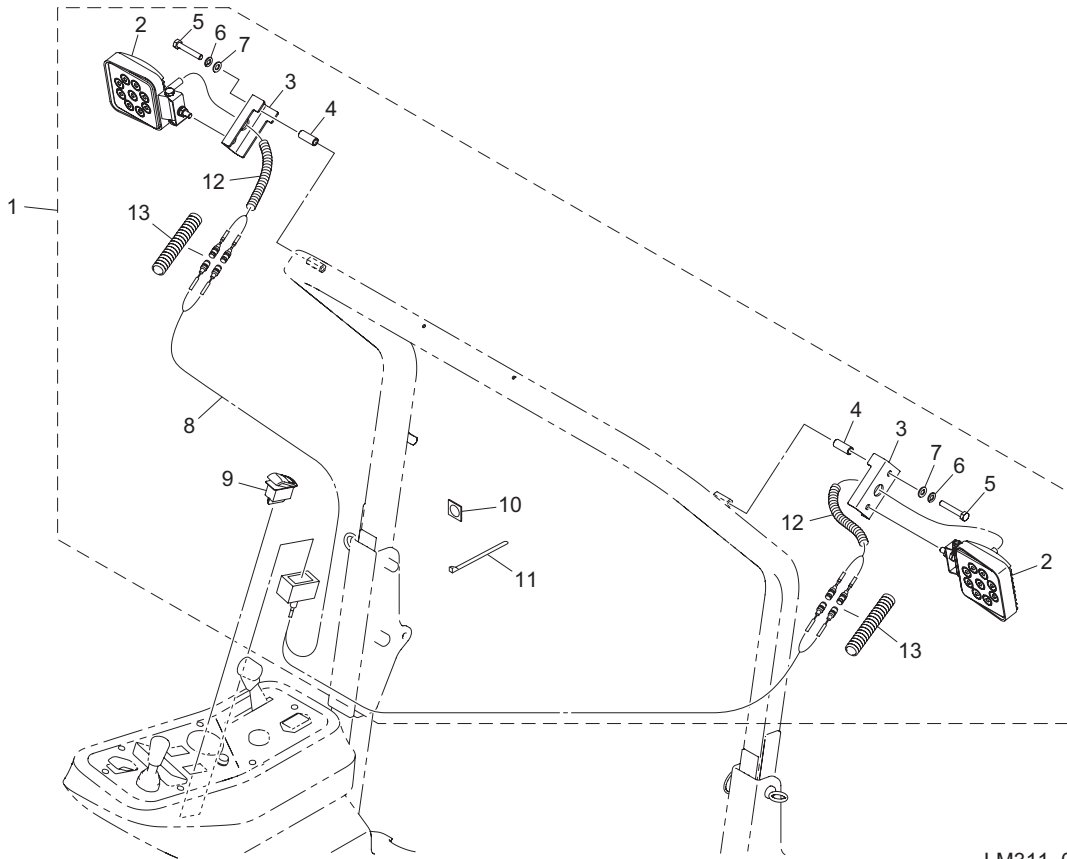
LM311\_034\_z00

Cat No.	Code No.	Part name	Qty	Remark	SN of application
34-1	LM101--0820A0	GRASS CATCHER COMP	3		



# 35. Light section

LM311

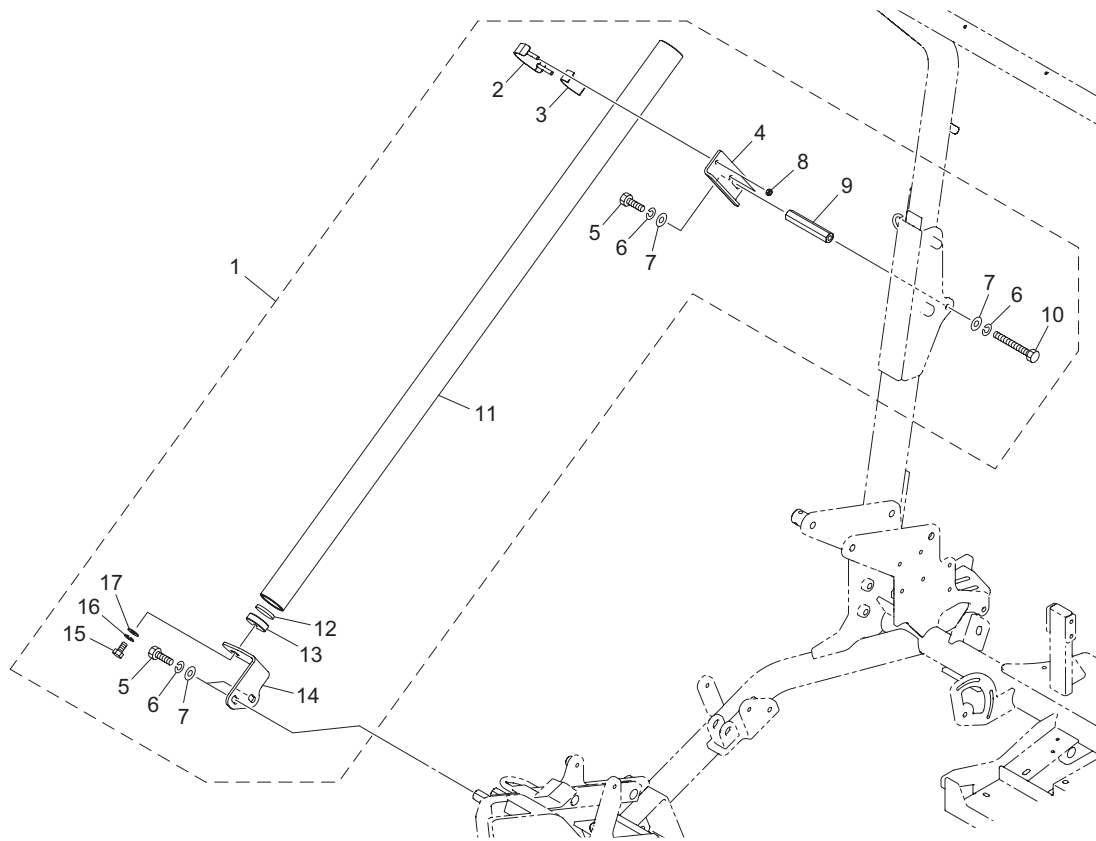


LM311\_035\_z00

Cat No.	Code No.	Part name	Qty	Remark	SN of application
35-1	LM311--7302Z0	LIGHT KIT, LM311	1		
35-2	K3640000110	LAMP, LED HX-WL014	2		
35-3	LM311--7301ZD	BRACKET, LIGHT	2		
35-4	K6212001883	COLLAR, STKM M8.2-12.7-32	2		
35-5	K0000080502	BOLT, M8-50	2		
35-6	K0200080002	WASHER, SPRING M8	2		
35-7	K5000080002	WASHER, M8	2		
35-8	LM311--7303Z0	HARNESS, LIGHT	1		
35-9	K3661000240	SWITCH, LOCKER (ON-ON)	1		
35-10	K4251000030	FITTING, NYRON SGABM25-AV	8		
35-11	K4241000040	BAND, PLASTIC TRCV-200W	8		
35-12	K3194002700	TUBE, CORRUGATED 7-270	2		
35-13	K3196002000	TUBE, CORRUGATED 13-200	2		

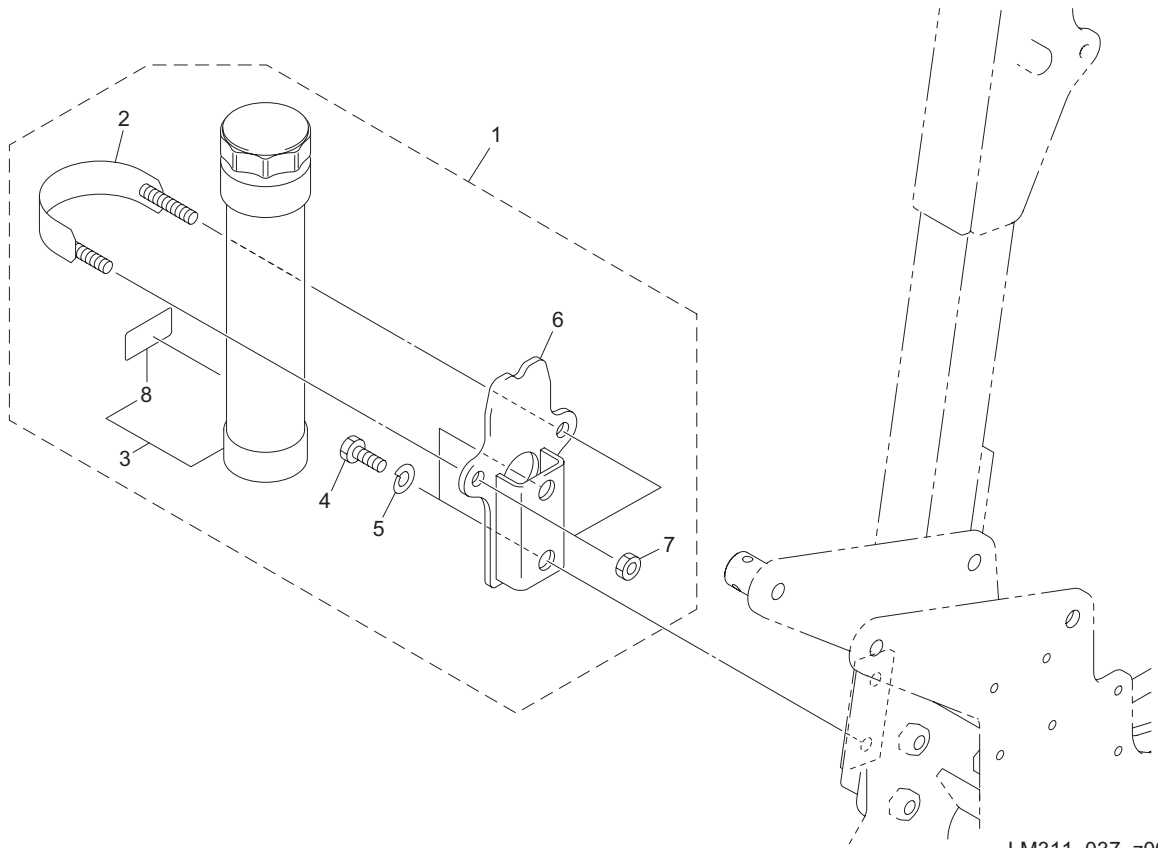
### 36. Swisher holder section

LM311



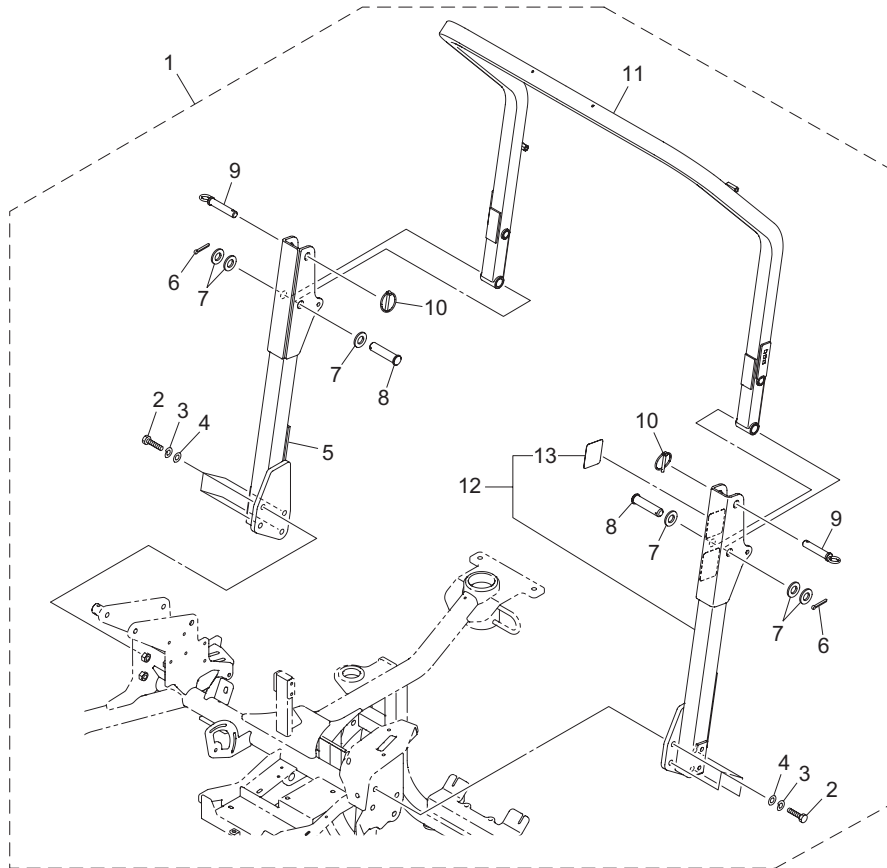
LM311\_036\_z00

Cat No.	Code No.	Part name	Qty	Remark	SN of application
36-1	LM311--7510Z0	HOLDER KIT, SWISHER	1		
36-2	LM315GC7407Z3	BAND	1		
36-3	SP175--0115Z0	RUBBER, 2-20-80	1		
36-4	LM311--7501ZD	PLATE, STOPPER	1		
36-5	K0000100202	BOLT, M10-20	3		
36-6	K0200100002	WASHER, SPRING M10	4		
36-7	K5000100002	WASHER, M10	4		
36-8	K0144060002	NUT, W/F-RING M6	2		
36-9	K0160000702	NUT, HIGH M10-17-100	1		
36-10	K0000100802	BOLT, M10-80	1		
36-11	LM315GC7502Z0	PIPE, 40-1200	1		
36-12	LM315GC7405Z0	RUBBER, 5-36	1		
36-13	LM315GC7404ZD	OUTLET, PIPE	1		
36-14	LM311--7502ZD	PLTAE, FIXED	1		
36-15	K0000080152	BOLT, M8-15	1		
36-16	K0200080002	WASHER, SPRING M8	1		
36-17	K5000080002	WASHER, M8	1		



LM311\_037\_z00

Cat No.	Code No.	Part name	Qty	Remark	SN of application
37-1	LM315GC2501Z0	CASE ASSY, MANUAL	1		
37-2	SP05---2125Z2	BAND	1		
37-3	K5920000130	CASE, FOR MANUALS	1		
37-4	K0000120252	BOLT, M12-25	2		
37-5	K0200120002	WASHER, SPRING M12	2		
37-6	LM315GC2502ZD	BRACKET, MANUAL CASE	1		
37-7	K0144080002	NUT, W/F-RING M8	2		
37-8	K4209001300	DECAL, OWNERS MANUAL	1		

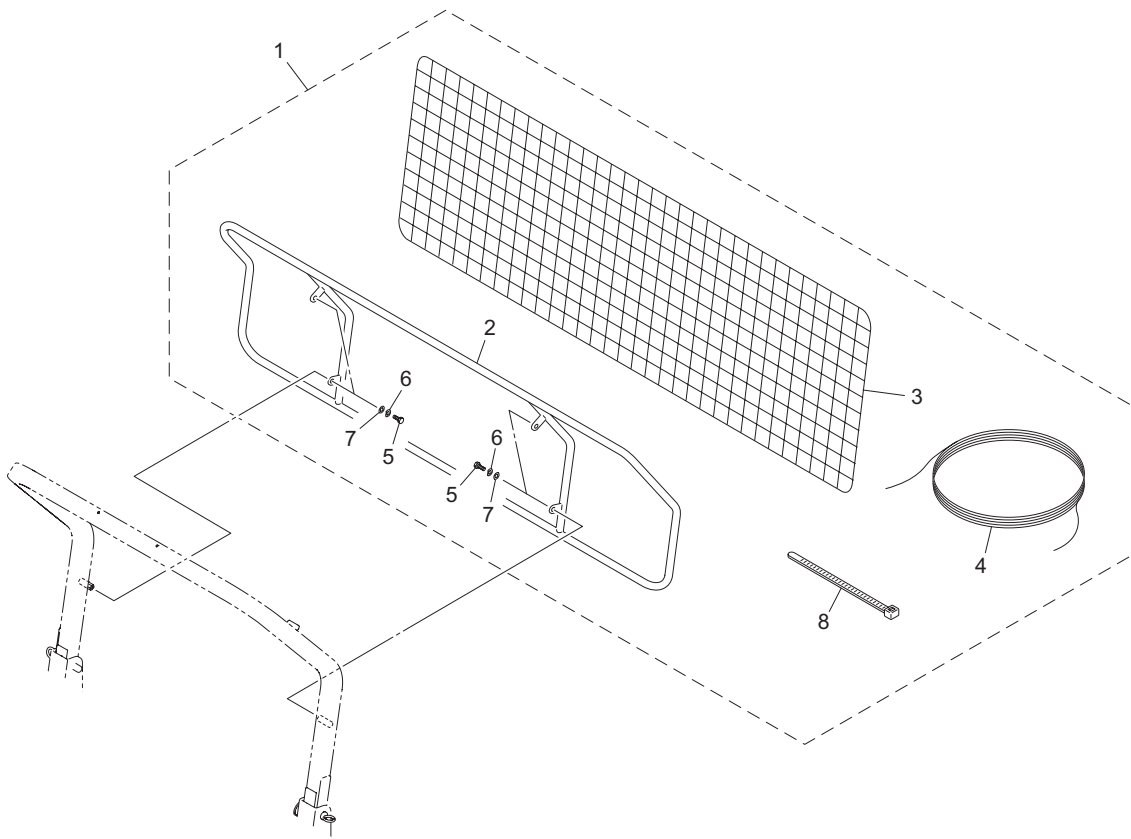


LM311\_038\_z00

Cat No.	Code No.	Part name	Qty	Remark	SN of application
38-1	LM315GC7001D0	ROPS ASSY, FOLDING	1		
38-2	K0010120402	BOLT, HT M12-40	8		
38-3	K0200120002	WASHER, SPRING M12	8		
38-4	K5000120002	WASHER, M12	8		
38-5	LM315GC7004CD	POLE, (RH)	1		
38-6	K0300032402	PIN, COTTER M3.2-40	2		
38-7	K5000200002	WASHER, M20	6		
38-8	K6033000082	PIN, FLAT HEAD HT 20-82	2		
38-9	LM315GC7005B2	PIN, LOCKING	2		
38-10	K6061060002	PIN, CLIP M6	2		
38-11	LM315GC7002BD	FRAME, ROPS	1		
38-12	LM315GC7006D0	POLE, W/DECAL (LH)	1		
38-13	K4205001710	DECAL, CAUTION ROPS	1		

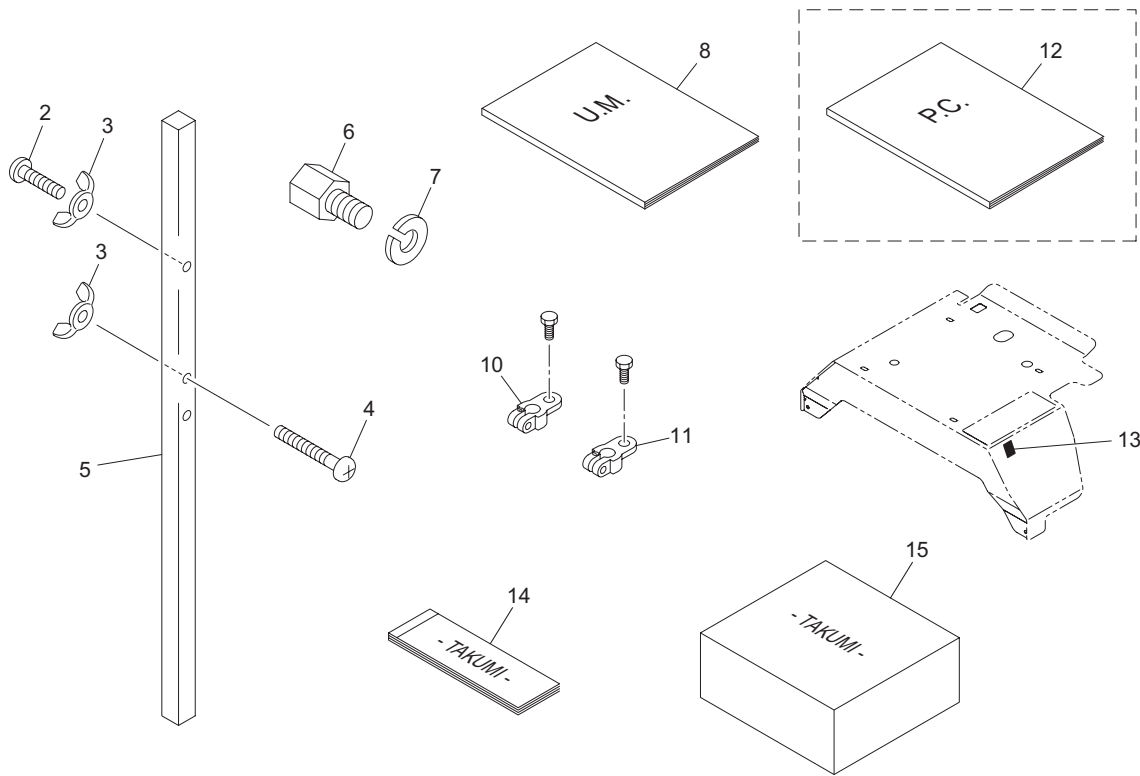
# 39. Ball proof net section

LM311



LM311\_039\_z01

Cat No.	Code No.	Part name	Qty	Remark	SN of application
39-1	LM315GC7101A0	NET ASSY, BALL PROOF	1	option	
39-2	LM315GC7102ZD	FRAME, FOR BALL PROOF NET	1		
39-3	K4130000020	NET, PROTECTION 550*1375 S	1		
39-4	K4140000020	ROPE, 2-6700S	2		
39-5	K0000080152	BOLT, M8-15	4		
39-6	K0200080002	WASHER, SPRING M8	4		
39-7	K5000080002	WASHER, M8	4		
39-8	K4241000060	BAND, PLASTIC TRCV-160LW	80		



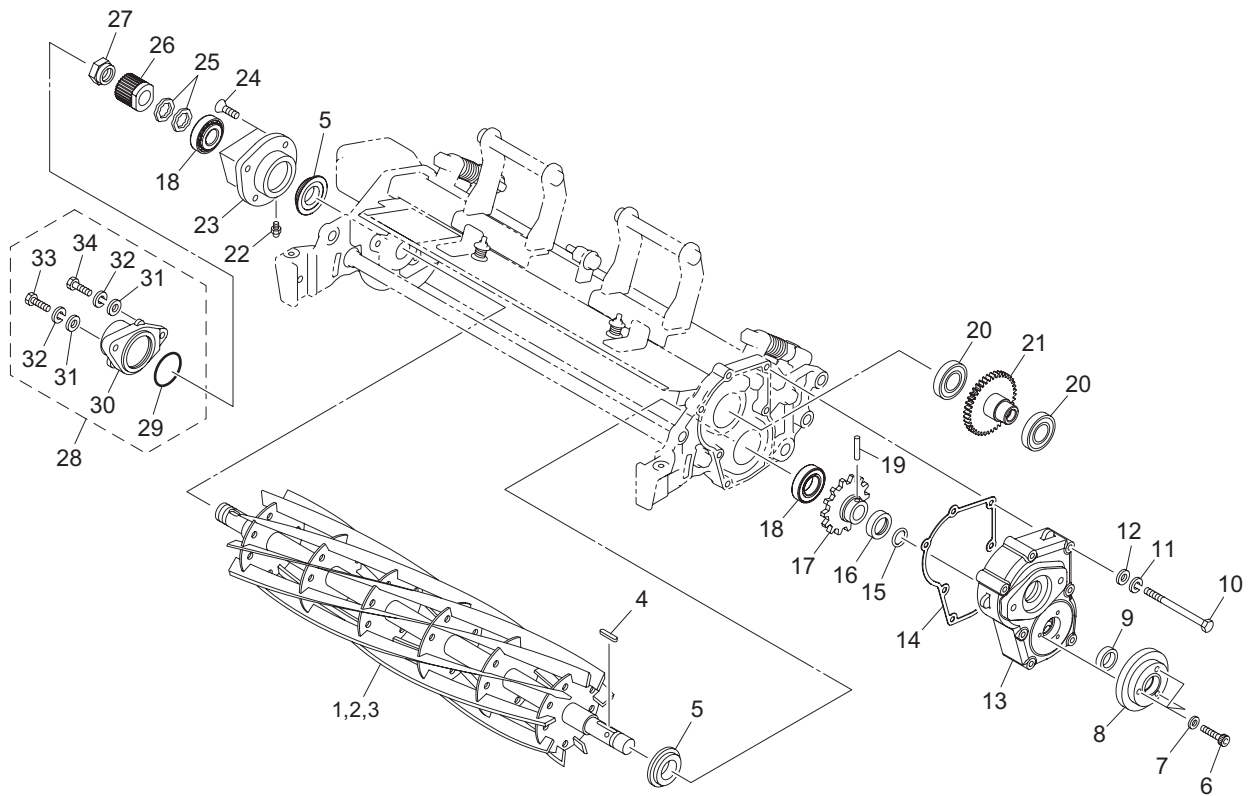
LM311\_040\_a01

Cat No.	Code No.	Part name	Qty	Remark	SN of application
40-1					
40-2	K0046060302	SCREW, + PAN HEAD M6-30	1		
40-3	K0141060002	NUT, WING M6-3	2		
40-4	K0046060502	SCREW, + PAN HEAD M6-50	1		
40-5	K6090000072	GAUGE, CUTTING HEIGHT	1		
40-6	LM315GC4203Z0	SHAFT, GRINDING REEL	3		
40-7	K0200080002	WASHER, SPRING M8	3		
40a-8	LM311---UM--GBZ	O-MANUAL, LM311 GB-EN	1		
40-9					
40a-10	K3612000070	TERMINAL, BATTERY (+) 4013-D-8-1	1		
40a-11	K3612000080	TERMINAL, BATTERY (-) 4013-D-8-2	1		
40a-12	LM311---PC--GBZ	P-CATALOG, LM311 GB-EN	1	Available for sale	
40-13	LM311--2803Z0	DECAL, QR CODE LM311	1		
40-14	K4802001050	TAKUMI PAPER	1		10084-
40-15	K4802001060	TAKUMI PAPER SET	1	Available for sale	

# Mower Unit

# 101. Reel cutter section

LM311



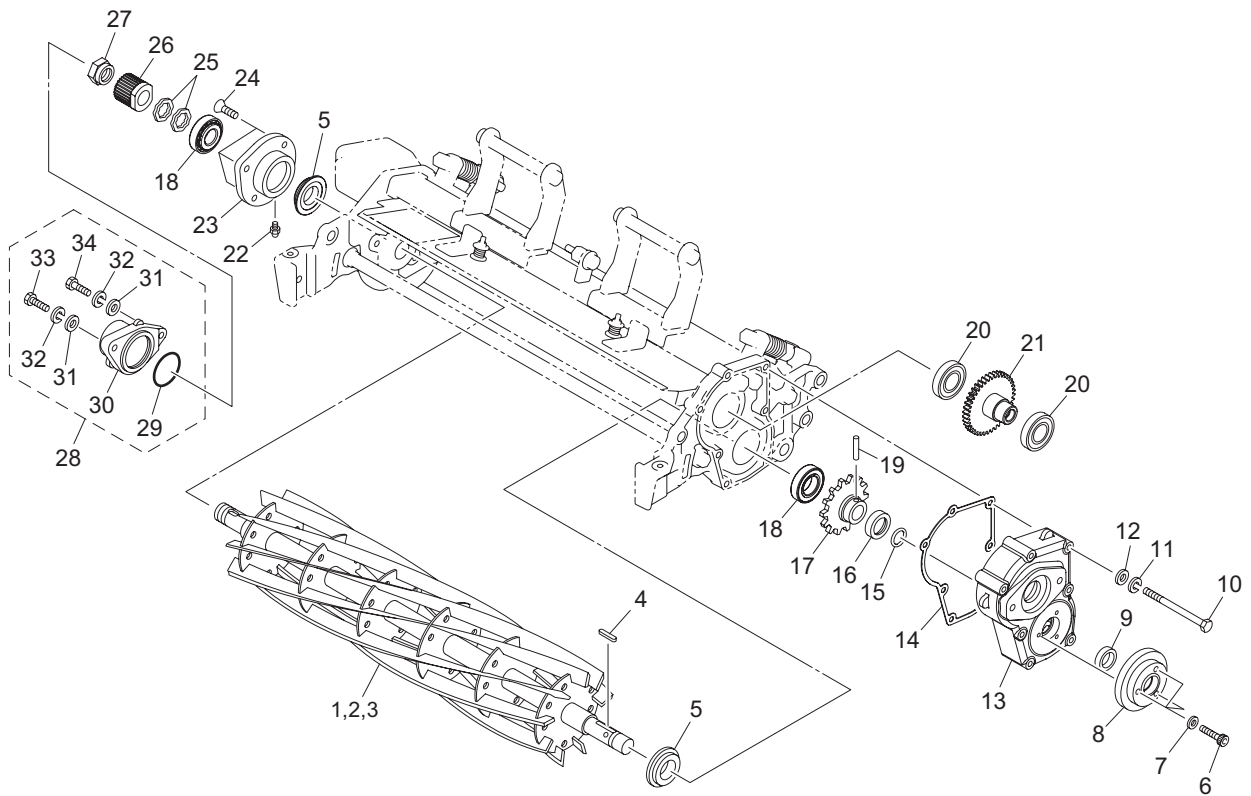
LM311\_101\_z00

Cat No.	Code No.	Part name	Qty	Remark	SN of application
101-1	K28315001ER	REEL CUTTER, 557-11	3	11 blades	
101-2	K28315009FR	REEL CUTTER, 557-9	3	9 blades	
101-3	K28315007FR	REEL CUTTER, 557-7	3	7 blades	
101-4	K0500404280	KEY, BOTH ROUND M4-428	3		
101-5	K0830000020	OIL SEAL, 254210	6		
101-6	K001A060301	BOLT, 13T W/HEX HOLE M6-30	9		
101-7	K0215060001	WASHER, DISK SPRING 2H M6	9		
101-8	LM315GC5008Z0	METAL, FULCRUM	3		
101-9	K0822030070	OIL SEAL, MHS A20307	3		
101-10	K0000060702	BOLT, M6-70	21		
101-11	K0200060002	WASHER, SPRING M6	21		
101-12	K5000060002	WASHER, M6	21		
101-13	LM311--5002ZR	COVER	3		
101-14	LM311--5004Z0	PACKING, COVER	3		
101-15	K0880018000	O-RING, P18	3		
101-16	K5300000282	COVER, FOR PIN LOCK	3		
101-17	LM315GB2004Z0	GEAR, REEL 40-TEETH	3		
101-18	K0631302040	BEARING, TAPER ROLLER JRP6 30204	6		
101-19	K6051045280	PIN, STRAIGHT HT 4.5-28	3		
101-20	K0608060050	BEARING, BALL SEAL 2RS 6005	6		
101-21	LM311--5003Z0	GEAR, 40 TEETH	3		
101-22	K1440000010	GREASE NIPPLE, STRAIGHT TYPE A	3		
101-23	LM315GB2013A2	HOUSING, REEL (RH)	3		
101-24	K0053080202	BOLT, FLAT HEAD W/HEX. HOLE M8-20	9		
101-25	K0224000011	WASHER, WAVE M20-0.35	6		
101-26	LM315GB2101Z0	GEAR, 20-TEETH	3		
101-27	LM315GB2102Z0	NUT, SECURING REEL GEAR	3		
101-28	LM315GC5027Z0	PARTS KIT, MODIFYING TO W/O GROOMER	3		
101-29	K0882045000	O-RING, G45	3		
101-30	LM315GB2019Z2	COVER, REEL SHAFT	3		



# 101. Reel cutter section

LM311

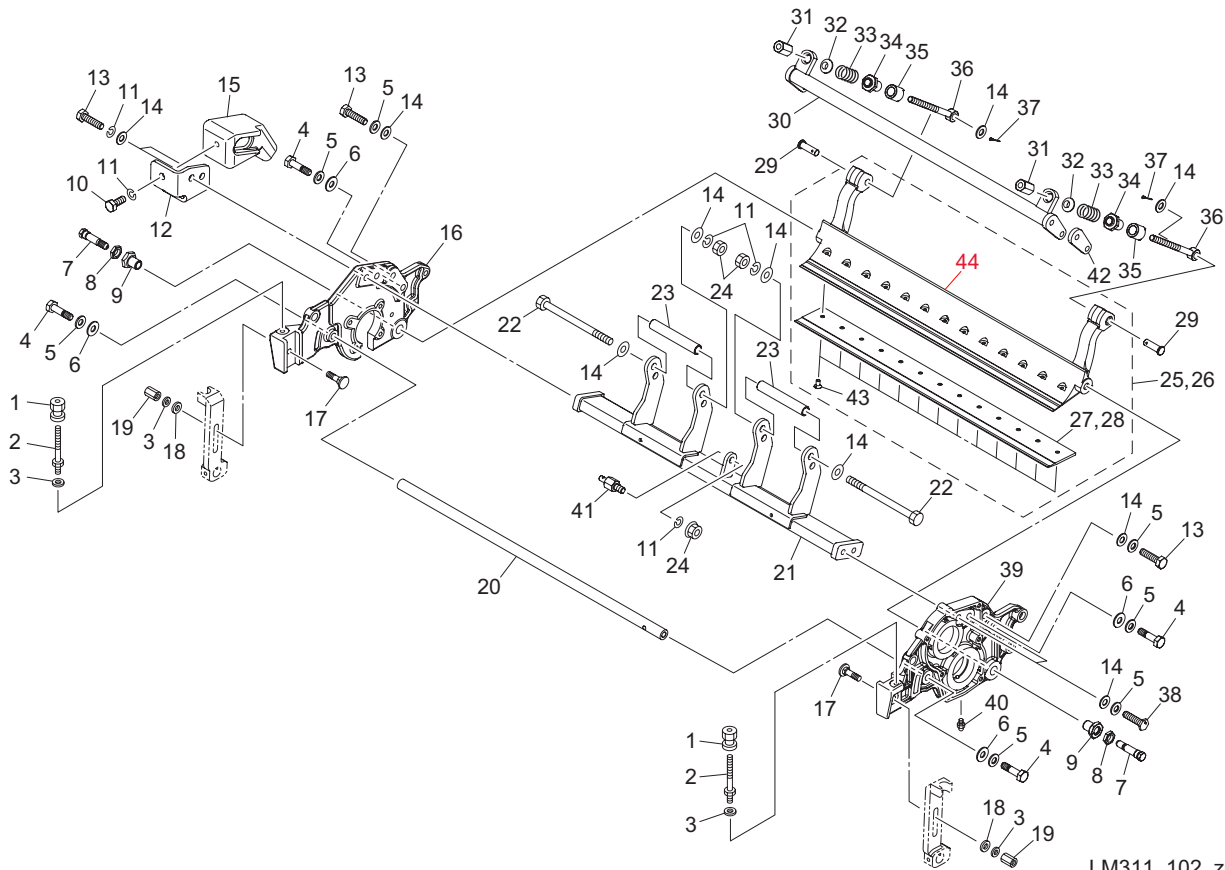


LM311\_101\_z00

Cat No.	Code No.	Part name	Qty	Remark	SN of application
101-31	K5000080002	WASHER, M8	6		
101-32	K0200080002	WASHER, SPRING M8	6		
101-33	K0000080352	BOLT, M8-35	3		
101-34	K0000080302	BOLT, M8-30	3		

# 102. Bedknife section

LM311

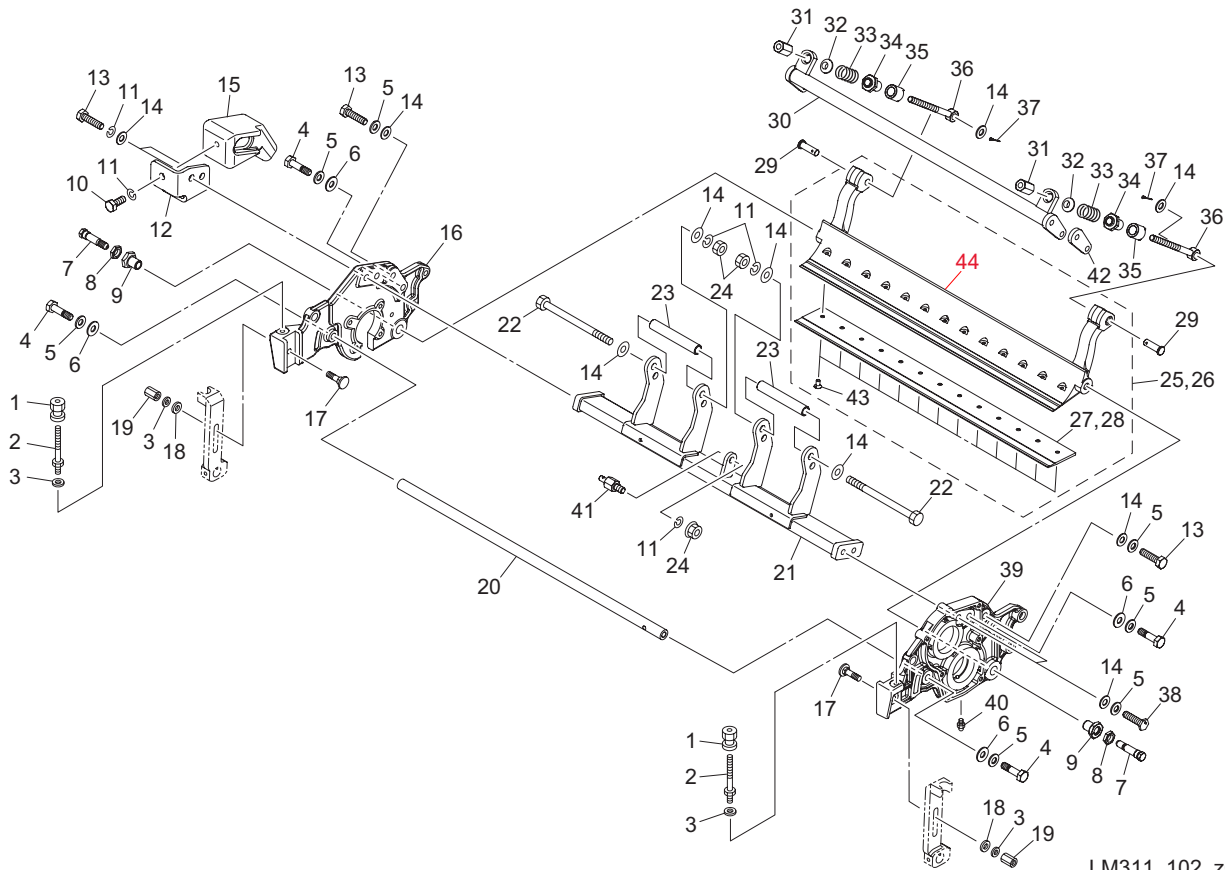


LM311\_102\_z01

Cat No.	Code No.	Part name	Qty	Remark	SN of application
102-1	LM315GC5034Z2	ADJUSTER, ROLLER	6		
102-2	LM315GC5033Z0	SCREW, ADJUSTING ROLLER	6		
102-3	K0213080002	WASHER, DISK SPRING 1H M8	12		
102-4	K0071000592	BOLT, POSITIONING M10-40	12		
102-5	K0213100002	WASHER, DISK SPRING 1H M10	24		
102-6	K5001100002	WASHER, M10-24	12		
102-7	K6082000010	BOLT, SUS STEPPED FOR FIXING CUTTER	6		
102-8	K0160000112	NUT, LOCKING	6		
102-9	K6010000010	BUSH, STEPPED	6		
102-10	K0000100252	BOLT, M10-25	3		
102-11	K0200100002	WASHER, SPRING M10	18		
102-12	LM311--5014ZR	PLETE, MOUNTING	3		
102-13	K0000100402	BOLT, M10-40	12		
102-14	K5000100002	WASHER, M10	36		
102-15	LM311--5013ZR	WEIGHT	3		
102-16	LM315GC5003ZR	FRAME, (RH)	3		
102-17	K0071001192	BOLT, LARGE HEAD SQUARE ROOT M8-35	6		
102-18	K5000080002	WASHER, M8	6		
102-19	K0149083202	NUT, HIGH M8-13-20	6		
102-20	LM315GA1819B2	STAY, FRONT	3		
102-21	LM311--5007ZR	STAY, MIDDLE	3		
102-22	K0003101302	BOLT, M10-130	6		
102-23	LM311--5006Z2	COLLAR, STKM 11.9-15.9-100	6		
102-24	K0100100002	NUT, M10	9		
102-25	LM315GCA403Z0	BEDKNIFE & BASE COMP, 1.5	3		
102-26	LM315GC5402Z0	BEDKNIFE COMP, 3.0	3		
102-27	K2510000320	BEDKNIFE, TIPPED 1.5-22	3	t=1.5	
102-28	K2510000060	BEDKNIFE, TIPPED 3.0-62.5-559	3	t=3.0	
102-29	K6032000052	PIN, FLAT HEAD M10-32	6		
102-30	LM315GC5007ZR	STAY, REAR	3		

# 102. Bedknife section

LM311

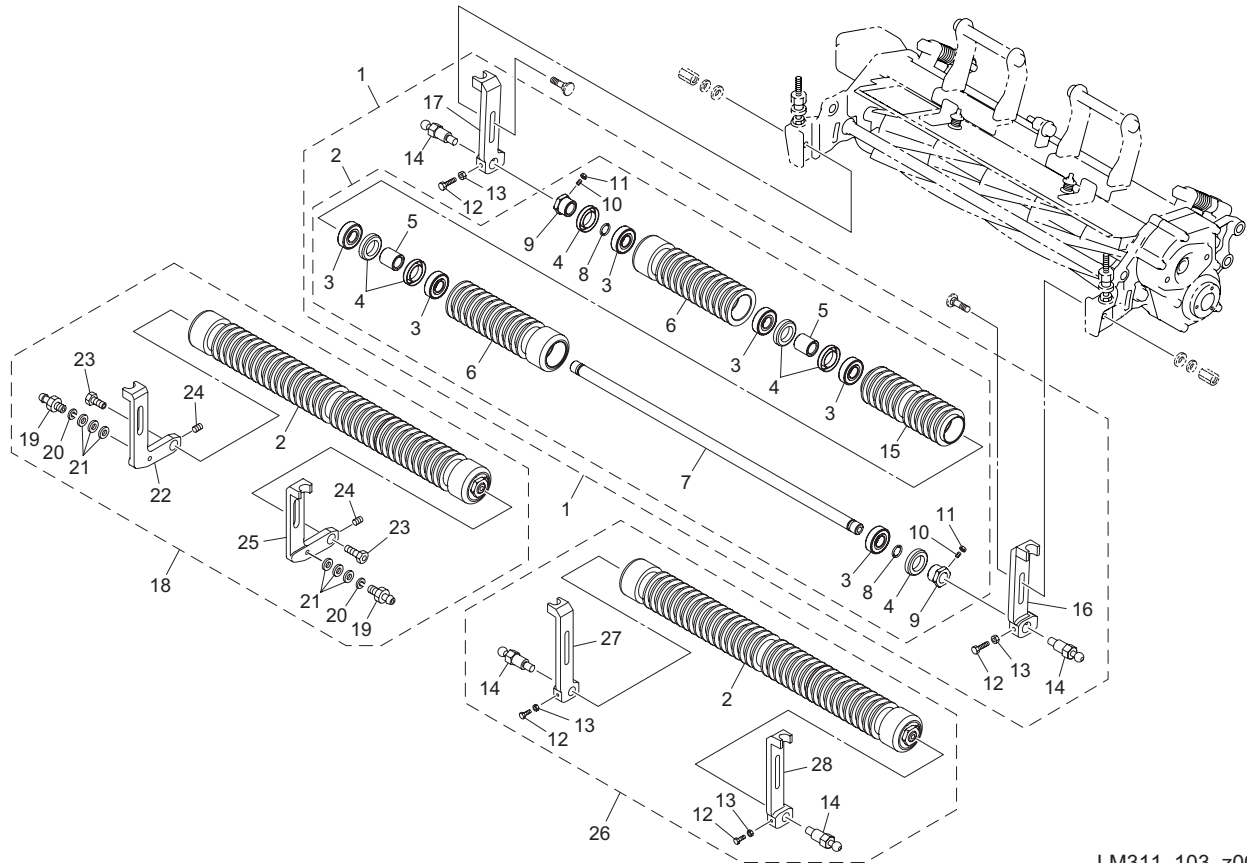


LM311\_102\_z01

Cat No.	Code No.	Part name	Qty	Remark	SN of application
102-31	K0160000632	NUT, SPECIAL M10-25	6		
102-32	K6206000172	RECEIVER, SPRING	6		
102-33	K1000000618	SPRING, COMPRESSION M5-25-35	6		
102-34	LM315GC5031Z2	PIPE, 25 W/ADJUSTING SCREW	6		
102-35	LM315GC5030Z2	PIPE, ADJUSTING	6		
102-36	K6511000022	BOLT, ADJUSTING CUTTER 120	6		
102-37	K0300025202	PIN, COTTER M2.5-20	6		
102-38	K0071001032	BOLT, SPECIAL M10-40	6		
102-39	LM311--5001ZR	FRAME, (LH)	3		
102-40	K1440000010	GREASE NIPPLE, STRAIGHT TYPE A	3		
102-41	LM54G--0614Z3	BOLT, HOLDING CHAIN	3		
102-42	LM315GC5070Z0	WASHER, ADJUSTMENT	0-6	for adjustment	
102-43	K0071000222	SCREW, HT + FLAT HEAD M6-12	39		
102-44	LM315GC5026ZR	BASE, BED KNIFE	3		

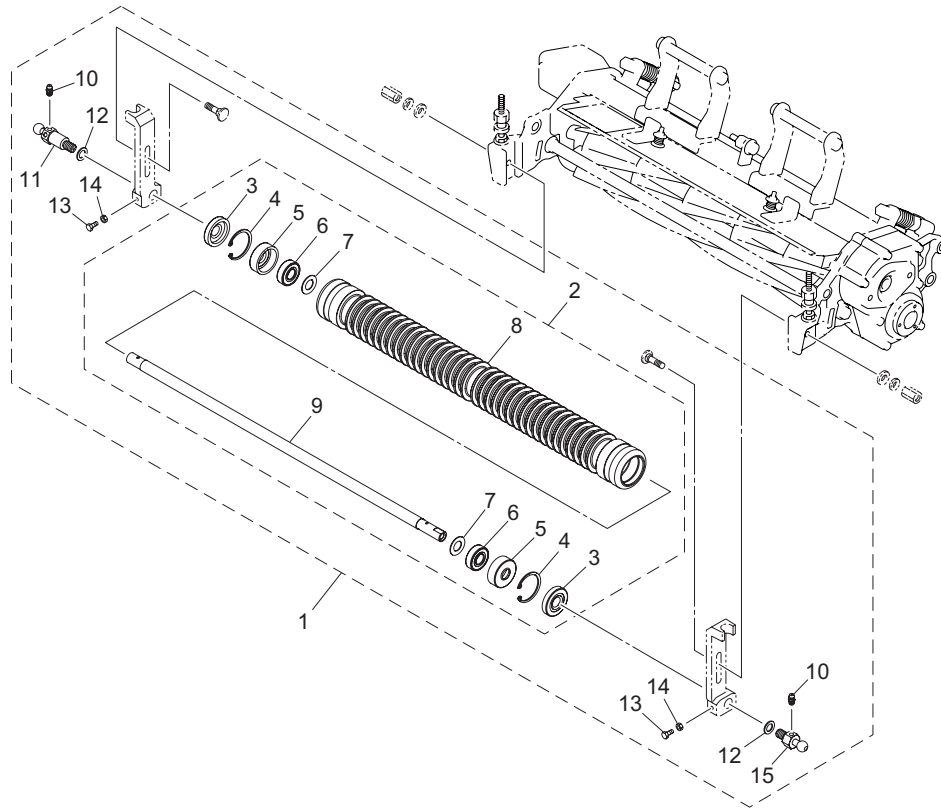
# 103. Front roller section

LM311



LM311\_103\_z00

Cat No.	Code No.	Part name	Qty	Remark	SN of application
103-1	LM311--5026Z0	ROLLER ASSY, $\phi$ 59 SPLIT (FRONT) W/G	3	for with groomer	
103-2	LM311--5027Z0	ROLLER ASSY, SPLIT (FRONT) 59	3		
103-3	K0612062030	BEARING, BALL SEAL 2RD 6203	18		
103-4	K0852540080	OIL SEAL, PJN25408	18		
103-5	K6219000600	COLLAR, SUS M17-25-27	6		
103-6	LM315GC8605AD	ROLLER, 59 FRONT SIDE	6		
103-7	LM315GC8604Z0	SHAFT, FRONT ROLLER	3		
103-8	K0885015000	O-RING, S15	6		
103-9	LM315GC8607Z2	SCREW, LOCKING	6		
103-10	K0023040121	SETSCREW, M4-12	6		
103-11	K0100040002	NUT, M4	6		
103-12	K0000060252	BOLT, M6-25	6		
103-13	K0100060002	NUT, M6	6		
103-14	LM315GC8608Z0	BOLT, SUS MOUNTING MOWER	6		
103-15	LM315GC8606AD	ROKKER, 59 FRONT MIDDLE	3		
103-16	LM315GC3405Z0	BRACKET, ROLLER (LH)	3	for with groomer	
103-17	LM315GC3406Z0	BRACKET, ROLLER (RH)	3	for with groomer	
103-18	LM311--5126Z0	FULL ROLLER ASSY, $\phi$ 59 SPLIT (FRONT)	3	for no groomer	
103-19	LM315GA1841Z2	BOLT, MOUNTING MOWER	6		
103-20	K0200080002	WASHER, SPRING M8	6		
103-21	K5000080002	WASHER, M8	18		
103-22	LM315GA1840Z2	BRACKET, ROLLER (RH)	3	for no groomer	
103-23	K6083000042	PIN, STEPPED M15-19	6		
103-24	K0028060100	SETSCREW, SUS M6-10	12		
103-25	LM315GA1839Z2	BRACKET, ROLLER (LH)	3	for no groomer	
103-26	LM311--5424Z0	FULL ROLLER ASSY, $\phi$ 59 SPLIT (FRONT) W/G	3	for height cutting	
103-27	LM315GC6006Z0	BRACKET, ROLLER 142 (RH)	3	for height cutting	
103-28	LM315GC6005Z0	BRACKET, ROLLER 142 (LH)	3	for height cutting	

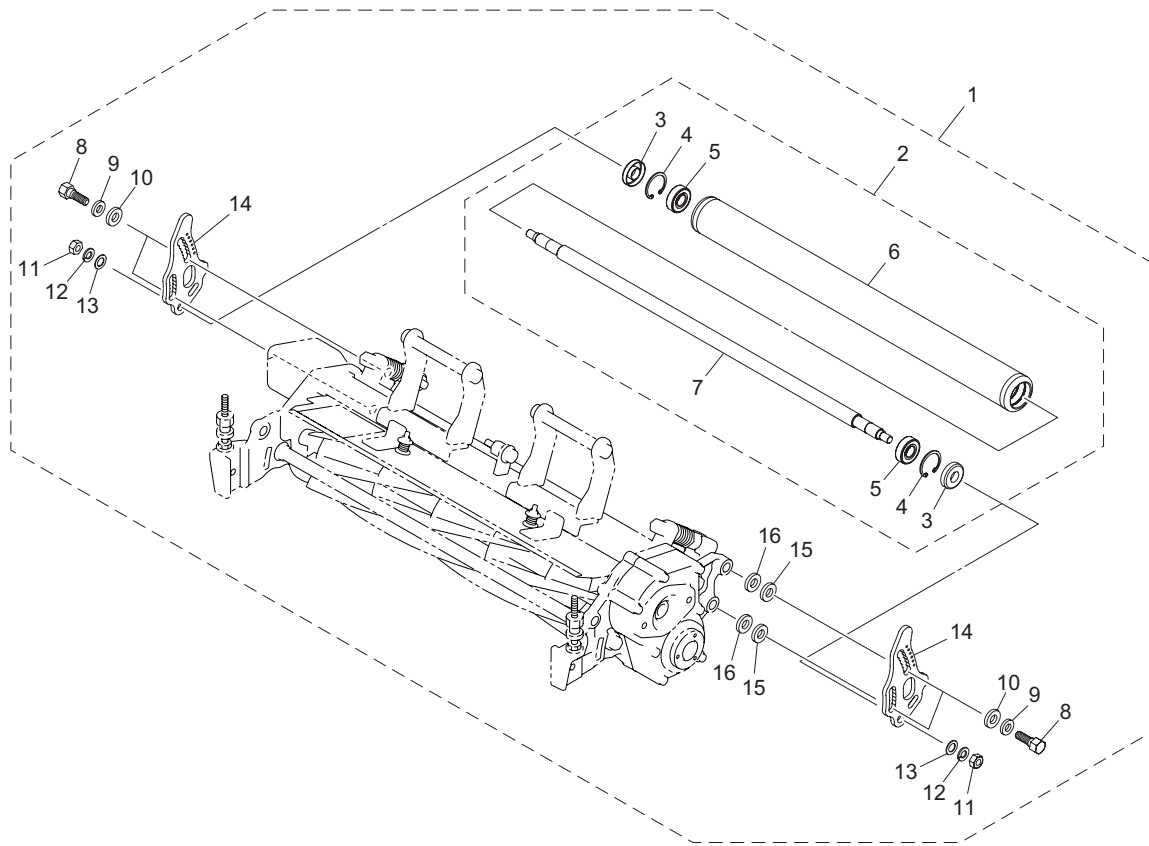


LM311\_104\_z00

Cat No.	Code No.	Part name	Qty	Remark	SN of application
104-1	LM311--8803Z0	ROLLER, FRONT	1		
104-2	LM311--8802Z0	ROLLER COMP, FRONT	3		
104-3	K0861000020	OIL SEAL, TA1542.38	6		
104-4	K0402042001	RING, RETAINING R M42	6		
104-5	K0861000030	OIL SEAL, 6202	6		
104-6	K0616062020	BEARING, BALL SEAL 2NSEC3 6202	6		
104-7	K5051015280	WASHER, C5191P 1-15-28	6		
104-8	LM311--8801ZD	ROLLER, MOWER FRONT	3		
104-9	LM315GA1831B0	SHAFT, FRONT ROLLER 611.5	3		
104-10	K1440000010	GREASE NIPPLE, STRAIGHT TYPE A	6		
104-11	LM315GA1836Z0	BOLT, SUS MOUNTING MOWER (RH)	3		
104-12	K5050310140	WASHER, C5191P 0.3-10-14	0-30	for adjustment	
104-13	K0000060202	BOLT, M6-20	6		
104-14	K0100060002	NUT, M6	6		
104-15	LM315GA1835Z0	BOLT, SUS MOUNTING MOWER (LH)	3		

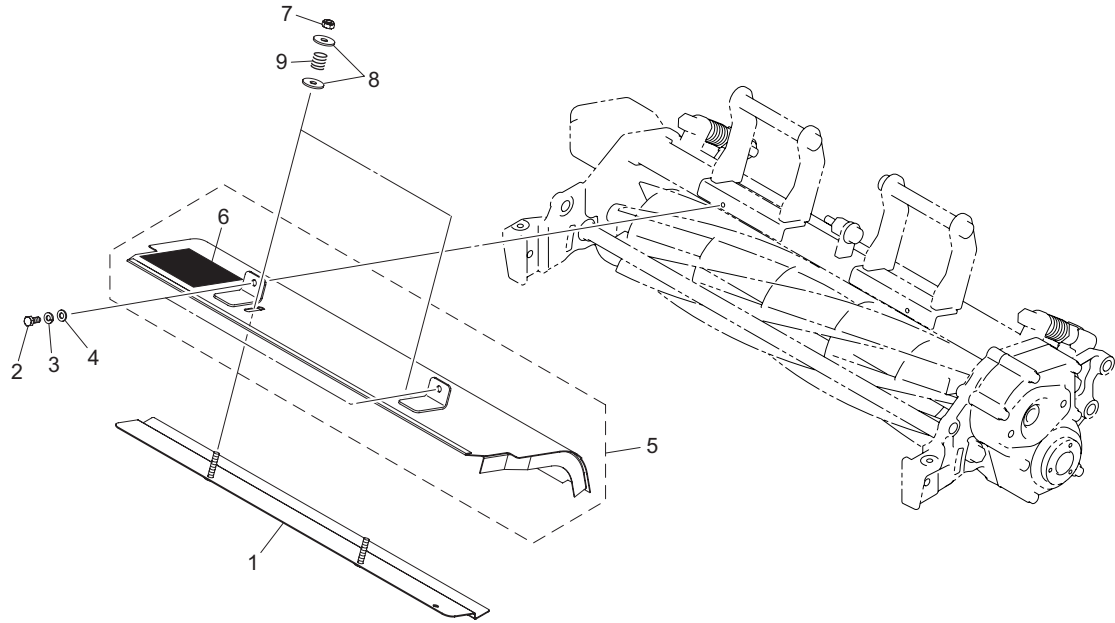
# 105. Rear roller section

LM311



LM311\_105\_z00

Cat No.	Code No.	Part name	Qty	Remark	SN of application
105-1	LM311--5025Z0	ROLLER ASSY, REAR	3		
105-2	LM311--5032Z0	ROLLER COMP, REAR	3		
105-3	K0851535080	OIL SEAL, PJN15358	6		
105-4	K0402035001	RING, RETAINING R M35	6		
105-5	K0612062020	BEARING, BALL SEAL 2RD 6202	6		
105-6	LM311--5011ZD	PIPE, ROLLER	3		
105-7	LM311--5012Z0	SHAFT, ROLLER	3		
105-8	LM315GC5024Z2	BOLT, FIXING	12		
105-9	K0211120002	SPRING, CONICAL DISC H M12	12		
105-10	K5000120002	WASHER, M12	12		
105-11	K0108100002	NUT, P1 M10-3	6		
105-12	K0200100002	WASHER, SPRING M10	6		
105-13	K5000100002	WASHER, M10	6		
105-14	LM315GC5023Z2	BRACKET, REAR ROLLER	6		
105-15	K5010412202	WASHER, SPCC 0.4-12-20	0-6	for adjustment	
105-16	K5011012202	WASHER, SPCC 1-12-20	0-6	for adjustment	

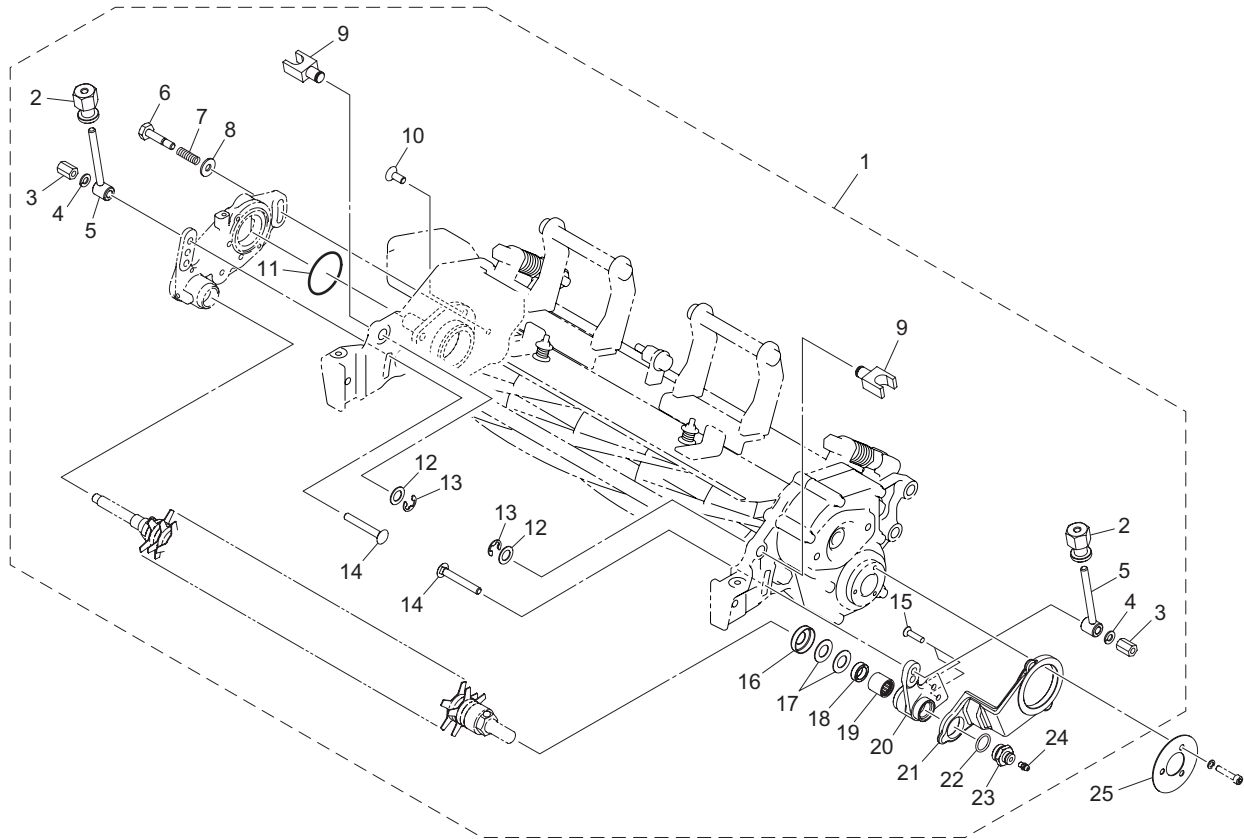


LM311\_106\_z00

Cat No.	Code No.	Part name	Qty	Remark	SN of application
106-1	LM311--5009ZD	PLATE, AIR REGULATING 540	3		10001-10005
106a-1	LM311--5009AD	PLATE, AIR REGULATING 540	3		10006-
106-2	K0000060152	BOLT, M6-15	6		
106-3	K0200060002	WASHER, SPRING M6	6		
106-4	K5000060002	WASHER, M6	6		
106-5	LM311--5023A0	COVER, REEL W/DECAL	3		
106-6	K4205001600	DECAL, CAUTION CUTTING HANDS/FEET	3		
106-7	K0144060002	NUT, W/F-RING M6	6		
106-8	K5011606202	WASHER, SPCC 1.6-6-20	12		
106-9	K1000000309	SPRING, COMPRESSION M1.6-13.7-20	6		

# 107. Groomer gear case section A

LM311



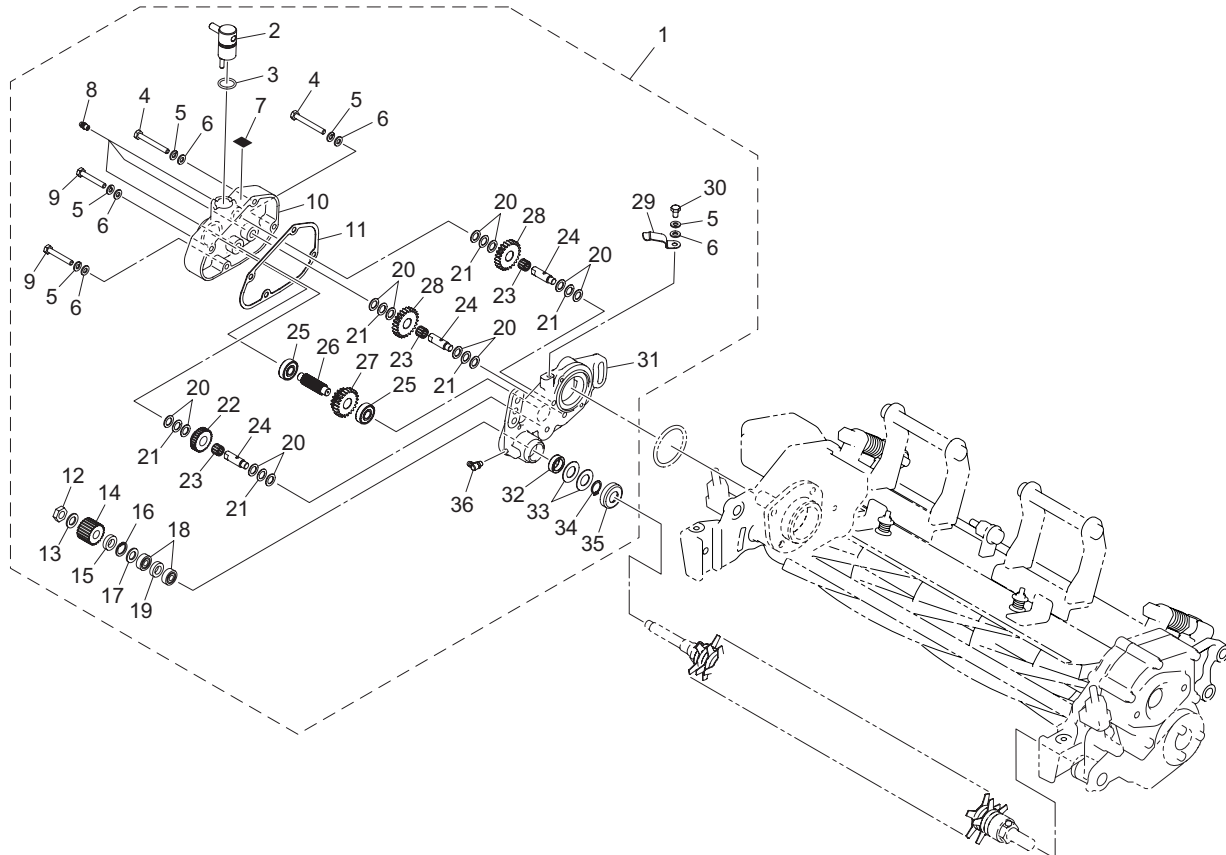
LM311\_107\_z00

Cat No.	Code No.	Part name	Qty	Remark	SN of application
107-1	LM315GC8402Z0	BRACKET COMP, GROOMER	3	option	
107-2	K6084000062	ADJUSTER, ROLLER	6		
107-3	K0149083202	NUT, HIGH M8-13-20	6		
107-4	K0200080002	WASHER, SPRING M8	6		
107-5	K7303000222	BOLT, ADJUSTING VERTICAL	6		
107-6	K6083000143	PIN, STEPPED FOR FIXING (RH) CASE	3		
107-7	K1000000309	SPRING, COMPRESSION M1.6-13.7-20	3		
107-8	K5090000250	WASHER, C5191P 2-8.5-22	3		
107-9	K6090000502	ADJUSTER	6		
107-10	K0053080202	BOLT, FLAT HEAD W/HEX. HOLE M8-20	3		
107-11	K0882045000	O-RING, G45	3		
107-12	K5011013222	WASHER, SPCC 1-13-22	6		
107-13	K0400010002	RING, RETAINING E M10	6		
107-14	K0025080552	BOLT,CARRIAGE M8-55	6		
107-15	K0041060252	SCREW, + FLAT HEAD M6-25	6		
107-16	K5300000293	COVER, DUST PROOF	3		
107-17	K5051015280	WASHER, C5191P 1-15-28	6		
107-18	K0821522070	OIL SEAL, MHSA15227	3		
107-19	K0721520000	BEARING, NEEDLE TA 1520 Z	3		
107-20	LM315GA1905ZR	HOUSING, VERTICAL	3		
107-21	LM315GA1901ZR	METAL, VERTICAL FULCRUM	3		
107-22	K0880018000	O-RING, P18	3		
107-23	K6809000270	SCREW	3		
107-24	K1440000010	GREASE NIPPLE, STRAIGHT TYPE A	3		
107-25	LM315GC8403Z2	PLATE, RETAINING HOUSING	3		



# 108. Groomer gear case section B

LM311

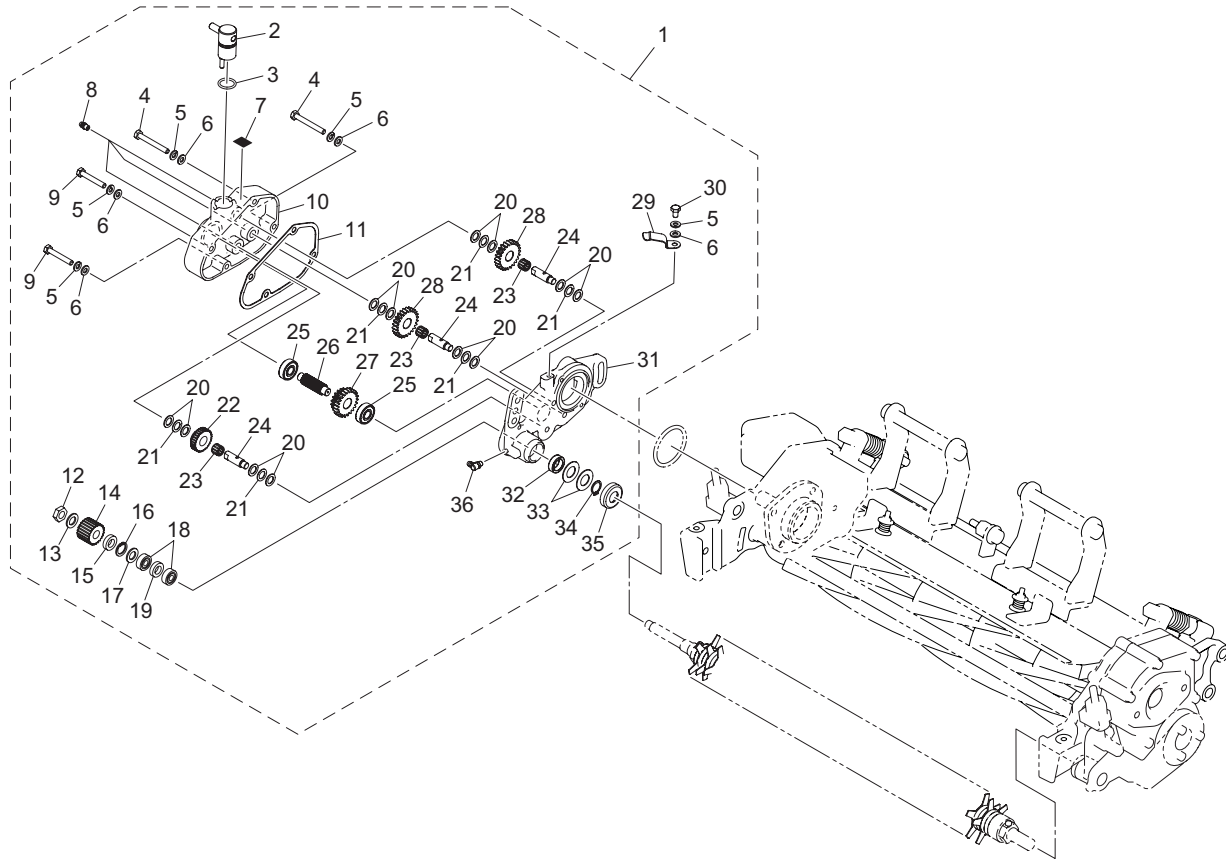


LM311\_108\_z00

Cat No.	Code No.	Part name	Qty	Remark	SN of application
108-1	LM315GB2108A0	GROOMER & GEAR ASSY, 77 (LM315)	3	option	
108-2	K732100014C	LEVER, VERTICAL CLUTCH	3		
108-3	K0880018000	O-RING, P18	3		
108-4	K0000060502	BOLT, M6-50	6		
108-5	K0200060002	WASHER, SPRING M6	15		
108-6	K5000060002	WASHER, M6	15		
108-7	K4203001120	DECAL, INDICATION GROOMER	3		
108-8	K1440000010	GREASE NIPPLE, STRAIGHT TYPE A	9		
108-9	K0000060402	BOLT, M6-40	6		
108-10	K690200004R	COVER, GEAR CASE	3		
108-11	K4011000320	PACKING, GEAR CASE COVER	3		
108-12	K0160000322	NUT, LEFT-HANDED P1 M10	3		
108-13	K0213100002	WASHER, DISK SPRING 1H M10	3		
108-14	K6180000160	GEAR, SPLINED 20-TEETH	3		
108-15	K6212001910	COLLAR, STKM M12.1-17-6	3		
108-16	K0402024001	RING, RETAINING R M24	3		
108-17	K0220160110	WASHER, WAVE 16011	3		
108-18	K0611069010	BEARING, BALL SEAL RDC3 6901	6		
108-19	K6212001590	COLLAR, STKM M12.1-17-14	3		
108-20	K5051010160	WASHER, C5191P 1-10-16	36		
108-21	K5020810160	WASHER, NBS55 0.8-10-16	18		
108-22	K6186000040	GEAR, 18-TEETH B	3		
108-23	K0701013100	BEARING, NEEDLE KT101310EGB2	9		
108-24	K6120000310	COUNTERSHAFT, THREADED	9		
108-25	K0608060000	BEARING, BALL SEAL 2RS 6000	6		
108-26	K6100000100	SHAFT, CLUTCH	3		
108-27	K6180000150	GEAR, SPLINED 23-TEETH	3		
108-28	K6186000050	GEAR, 24-TEETH	6		
108-29	K1090000058	SPRING, CLUTCH RETAINER	3		
108-30	K0000060102	BOLT, M6-10	3		

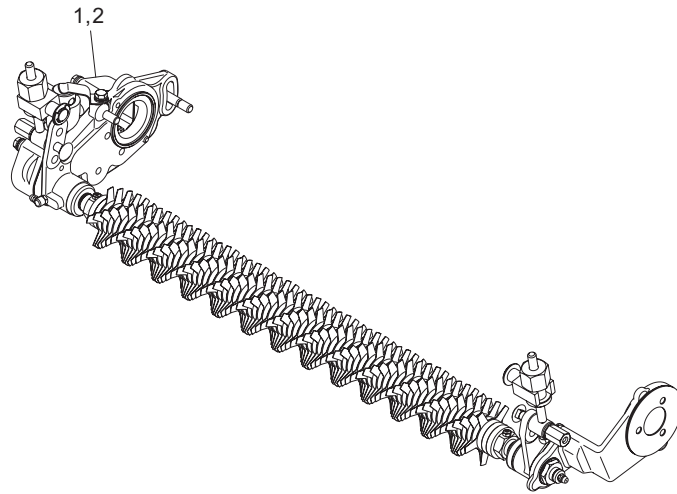
# 108. Groomer gear case section B

LM311



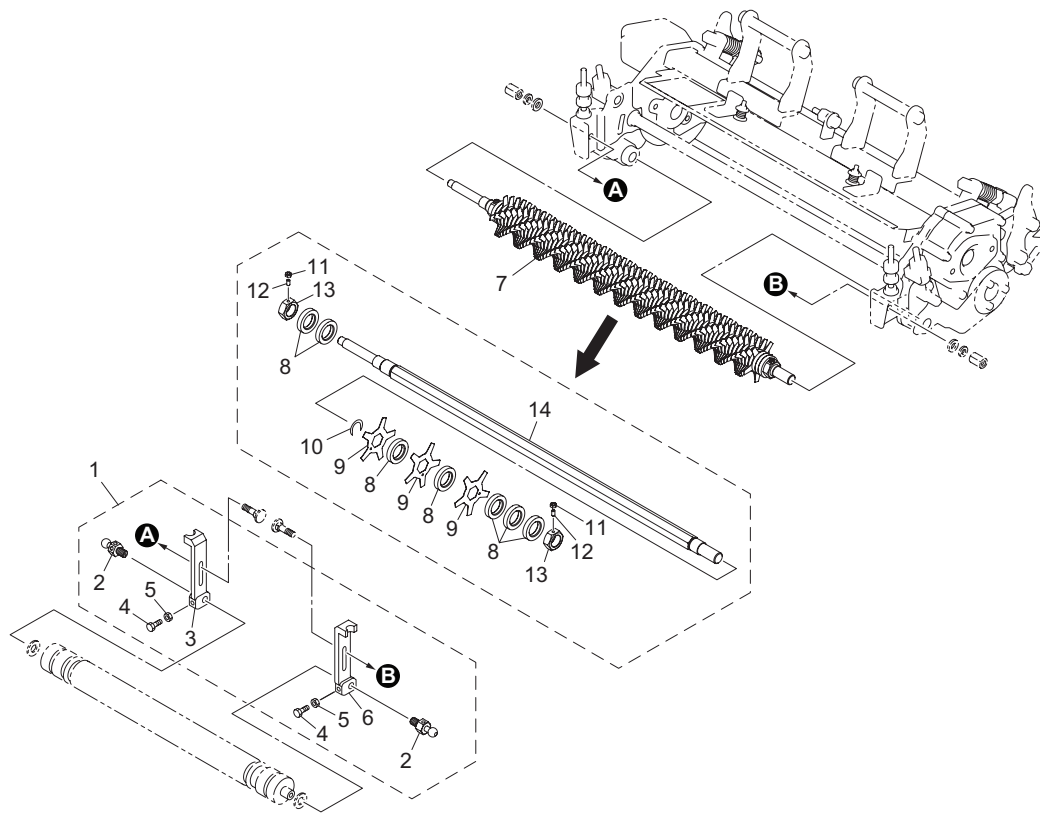
LM311\_108\_z00

Cat No.	Code No.	Part name	Qty	Remark	SN of application
108-31	K680100001R	GEARCASE, VERTICAL DT	3		
108-32	K0821522070	OIL SEAL, MHS15227	3		
108-33	K5051015280	WASHER, C5191P 1-15-28	6		
108-34	K0401015001	RING, RETAINING S M15	3		
108-35	K5300000293	COVER, DUST PROOF	3		
108-36	K1440000020	GREASE NIPPLE, 90 TYPE C	3		



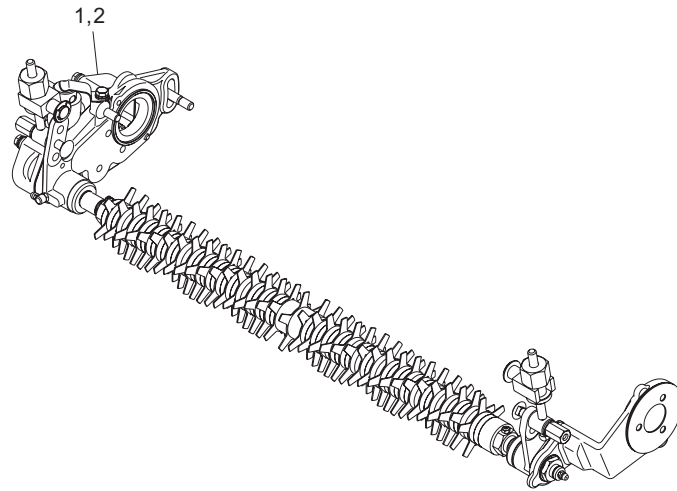
LM311\_109\_z00

Cat No.	Code No.	Part name	Qty	Remark	SN of application
109-1	LM311--8805Z0	GROOMER KIT	1	option, for 1 machine	
109-2	LM311--8806Z0	GROOMER ASSY	3	option	



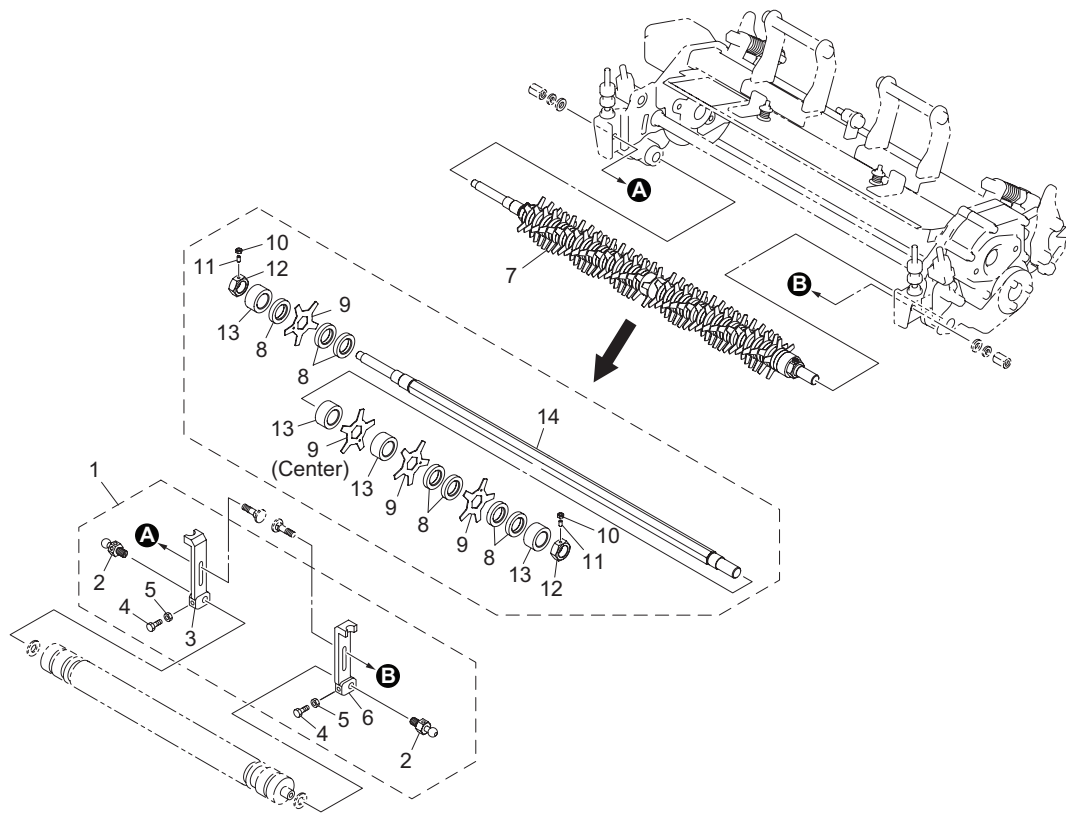
LM311\_110\_z00

Cat No.	Code No.	Part name	Qty	Remark	SN of application
110-1	LM311--8807Z0	ROLLER BRACKET COMP FOR KIT	3	option	
110-2	LM315GC8608Z0	BOLT, SUS MOUNTING MOWER	6		
110-3	LM315GC3406Z0	BRACKET, ROLLER (RH)	3		
110-4	K0000060252	BOLT, M6-25	6		
110-5	K0100060002	NUT, M6	6		
110-6	LM315GC3405Z0	BRACKET, ROLLER (LH)	3		
110-7	LM315GB2103Z0	GROOMER COMP, 77	3	option	
110-8	K6214000030	COLLAR, AC M19.7-32-6.1	243		
110-9	K2570000019	BLADE, VERTICAL 63	231		
110-10	K5090000673	WASHER, SPCC 0.5	15	for adjustment	
110-11	K0100040002	NUT, M4	6		
110-12	K0023000041	SETSCREW, M4-8	6		
110-13	K0160000602	NUT, SPECIAL P1 M17 W/M4	6		
110-14	K6084000118	SHAFT, VERTICAL BLADES	3		



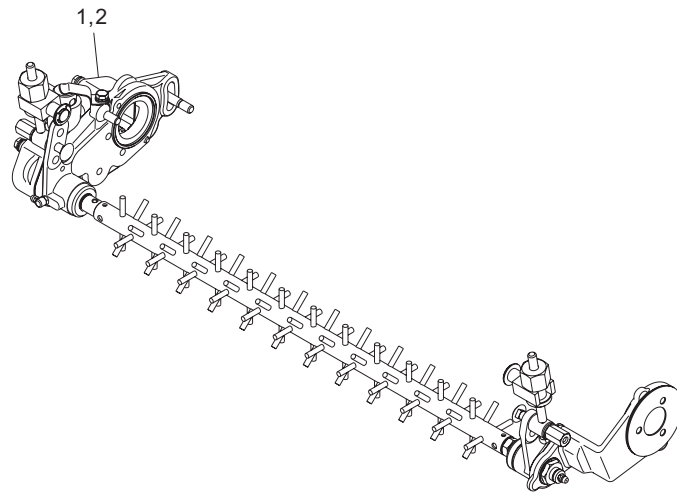
LM311\_111\_z00

Cat No.	Code No.	Part name	Qty	Remark	SN of application
111-1	LM311--8808Z0	REEL KIT, THATCHING	1	option, for 1 machine	
111-2	LM311--8809Z0	REEL ASSY, THATCHING	3	option	



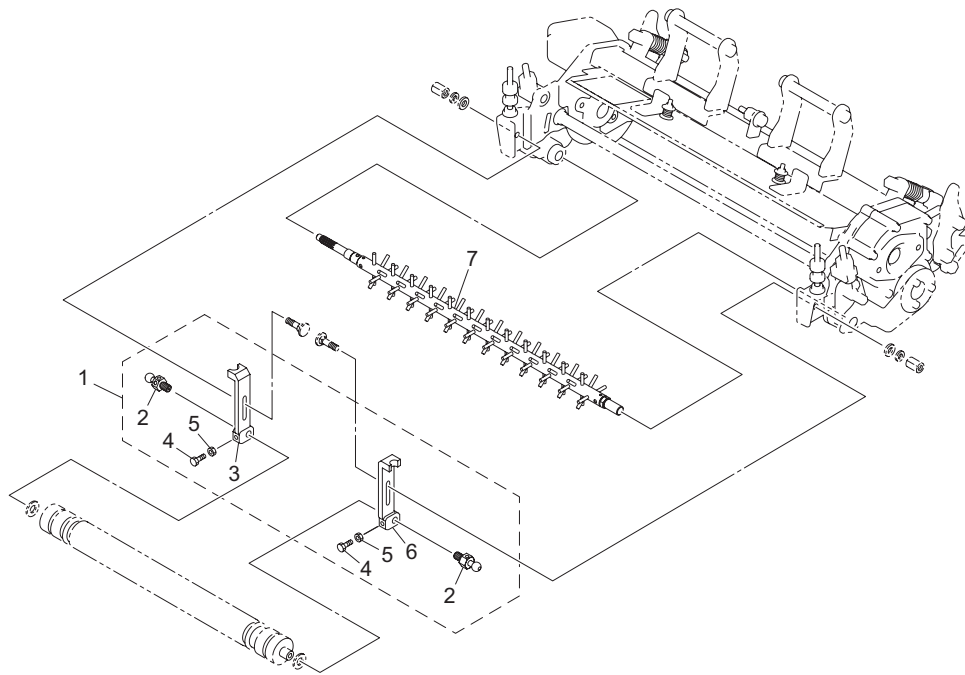
LM311\_112\_z00

Cat No.	Code No.	Part name	Qty	Remark	SN of application
112-1	LM311--8807Z0	ROLLER BRACKET COMP FOR KIT	3	option	
112-2	LM315GC8608Z0	BOLT, SUS MOUNTING MOWER	6		
112-3	LM315GC3406Z0	BRACKET, ROLLER (RH)	3		
112-4	K0000060252	BOLT, M6-25	6		
112-5	K0100060002	NUT, M6	6		
112-6	LM315GC3405Z0	BRACKET, ROLLER (LH)	3		
112-7	LM315GC3304Z0	REEL COMP, THATCHING 37-1	3	option	
112-8	K6214000030	COLLAR, AC M19.7-32-6.1	213		
112-9	K2570000099	BLADE, VERTICAL 63-1	111		
112-10	K0100040002	NUT, M4	6		
112-11	K0023000041	SETSCREW, M4-8	6		
112-12	K0160000602	NUT, SPECIAL P1 M17 W/M4	6		
112-13	K6214000040	COLLAR, AC M19.7-32-16	12		
112-14	K6084000118	SHAFT, VERTICAL BLADES	3		



LM311\_113\_z00

Cat No.	Code No.	Part name	Qty	Remark	SN of application
113-1	LM311--8810Z0	BRUSH KIT, THATCHING	1	option, for 1 machine	
113-2	LM311--8811Z0	BRUSH ASSY, THATCHING	3	option	



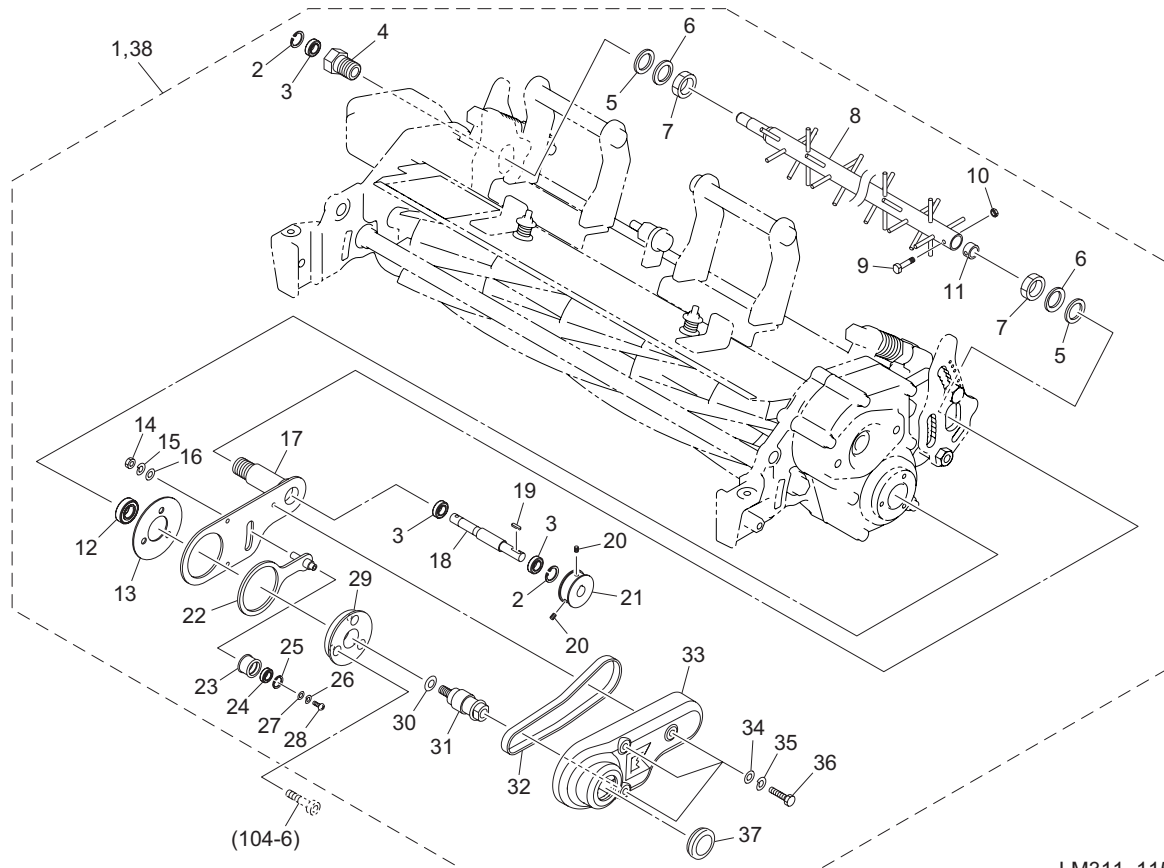
LM311\_114\_z00

Cat No.	Code No.	Part name	Qty	Remark	SN of application
114-1	LM311--8807Z0	ROLLER BRACKET COMP FOR KIT	3	option	
114-2	LM315GC8608Z0	BOLT, SUS MOUNTING MOWER	6		
114-3	LM315GC3406Z0	BRACKET, ROLLER (RH)	3		
114-4	K0000060252	BOLT, M6-25	6		
114-5	K0100060002	NUT, M6	6		
114-6	LM315GC3405Z0	BRACKET, ROLLER (LH)	3		
114-7	K4150000190	BRUSH ASSY, W/ SHAFT	3	option	



# 115. CR brush section

LM311

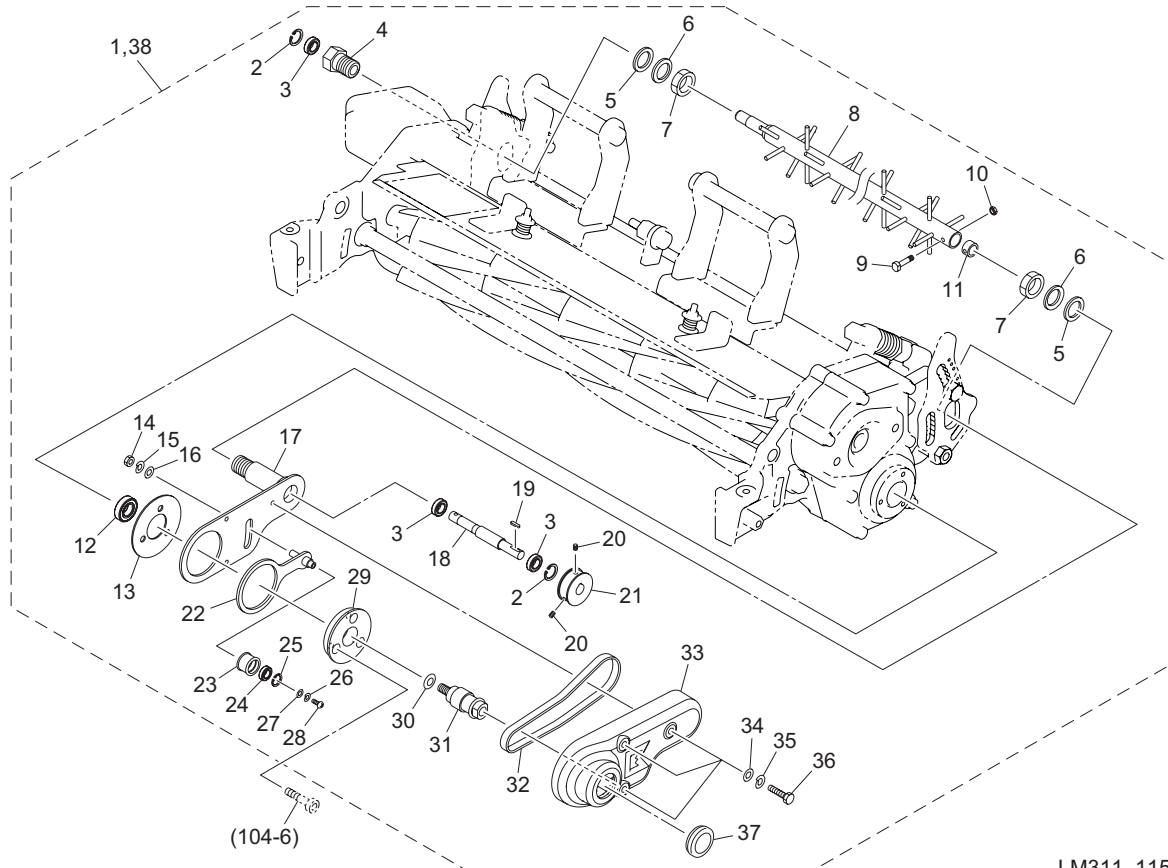


LM311\_115\_z00

Cat No.	Code No.	Part name	Qty	Remark	SN of application
115-1	LM315GC7601A0	CR BRUSH KIT, FOR 1 MACHINE	1	option	
115-2	K0402024001	RING, RETAINING R M24	6		
115-3	K0608069010	BEARING, BALL SEAL 2RS 6901	9		
115-4	LM315GC7611Z2	HOUSING, BRUSH	3		
115-5	K5012020322	WASHER, SPCC 2-20-32	6		
115-6	K0214200001	WASHER, DISK SPRING 2L M20	6		
115-7	K0160000082	NUT, SPECIAL P1.5 M20-8	6		
115-8	LM315GC7612A0	BRUSH, ROLLER	3		
115-9	LM315GC7613Z8	PIN, JOINT 5.2-18	3		
115-10	K0144050002	NUT, W/F-RING M5	3		
115-11	LM315GC7615A2	COLLAR	3		
115-12	K0608068030	BEARING, BALL SEAL 2RS 6803	3		
115-13	LM315GC8403Z2	PLATE, RETAINING HOUSING	3		
115-14	K0100080002	NUT, M8	3		
115-15	K0200080002	WASHER, SPRING M8	3		
115-16	K5000080002	WASHER, M8	3		
115-17	LM315GC7607Z2	FRAME, BRUSH	3		
115-18	LM315GC7610Z8	SHAFT, CONNECTING BRUSH	3		
115-19	K0500404160	KEY, BOTH ROUND M4-416	3		
115-20	K0023050081	SETSCREW, M5-8	6		
115-21	LM2700-4106A2	PULLEY, DRIVING	3		
115-22	LM315GC7608Z2	MOUNT, TENSION PULLEY	3		
115-23	LM315GC7609Z2	PULLEY, TENSION 1423	3		
115-24	K0608006070	BEARING, BALL SEAL 2RS 607	3		
115-25	K0402019001	RING, RETAINING R M19	3		
115-26	K0200040002	WASHER, SPRING M4	3		
115-27	K5000040002	WASHER, M4	3		
115-28	K0042040102	SCREW, + ROUND HEAD M4-10	3		
115-29	LM315GC7606Z0	METAL, FULCRUM OF CR BRUSH	3		
115-30	K0210080002	SPRING, CONICAL DISC L M8	3		

115. CR brush section

LM311



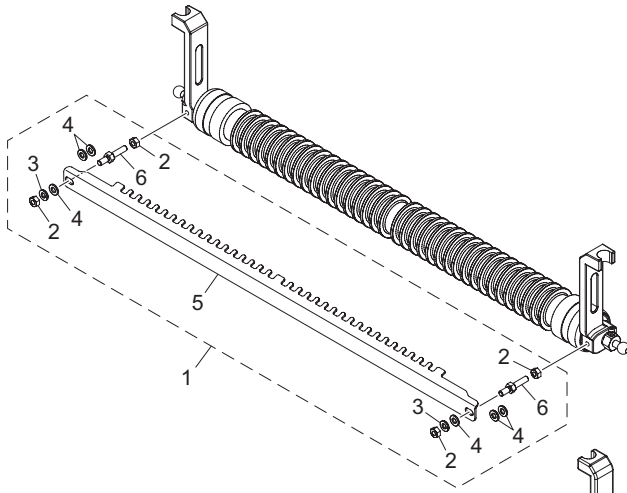
LM311\_115\_z00

Cat No.	Code No.	Part name	Qty	Remark	SN of application
115-31	LM315GC7603Z2	PULLEY, REEL SHAFT	3		
115-32	LM315R-1317Z0	BELT, FLEXSTAR 10-FL-355	3		
115-33	LM315GC7614ZR	COVER, CR BRUSH BELT	3		
115-34	K5000060002	WASHER, M6	9		
115-35	K0200060002	WASHER, SPRING M6	9		
115-36	K0000060402	BOLT, M6-40	9		
115-37	K0900300300	GROMMET, W/SEALING C30SG30A	3		
115-38	LM315GC7602A0	CR BRUSH ASSY	3		

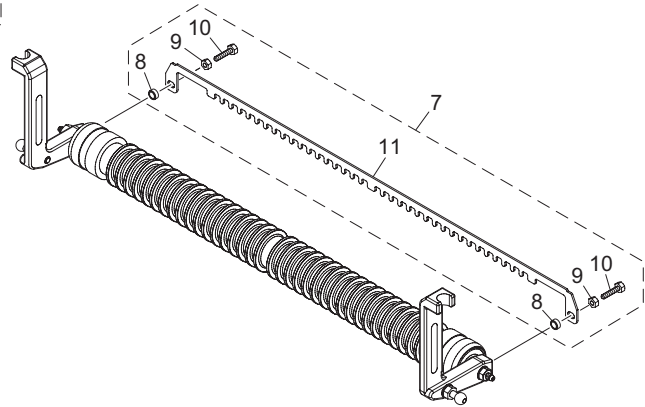
# 116. Scraper section

LM311

<without Groomer / for Field,  $\phi 59$ >

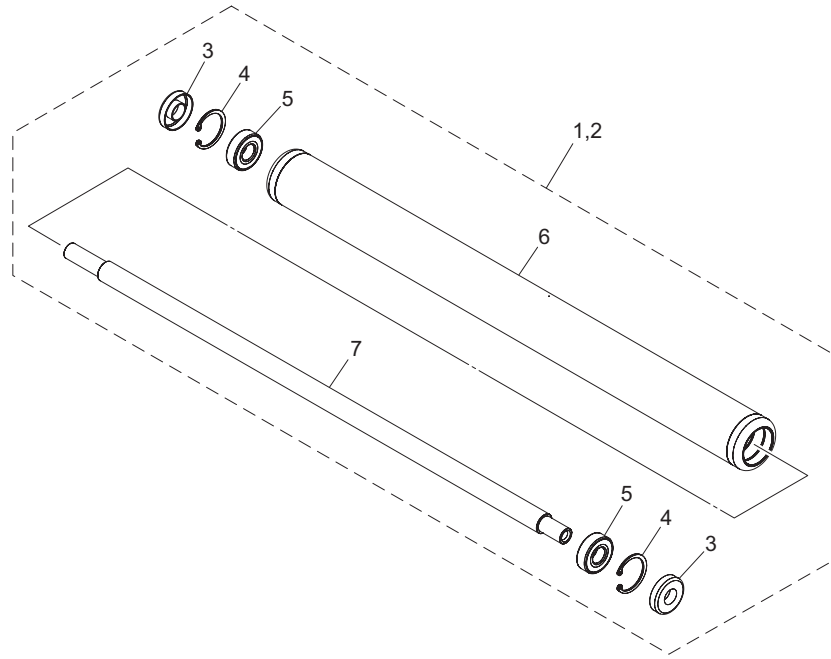


<without Groomer / for Green,  $\phi 59$ >



LM311\_116\_z00

Cat No.	Code No.	Part name	Qty	Remark	SN of application
116-1	LM315GC7901A0	SCRAPER KIT, LM315	1	option	
116-2	K0100060002	NUT, M6	12		
116-3	K0200060002	WASHER, SPRING M6	6		
116-4	K5000060002	WASHER, M6	18		
116-5	LM315GC7902Z2	SCRAPER, 315	3		
116-6	LM315GC7903Z2	BOLT, FIXING	6		
116-7	LM311--8804Z0	SCRAPER KIT, L-SHAPED LM311	1	option	
116-8	LM311--8805Z2	COLLAR, SGP 6.5-10.5-5	6		
116-9	K0100060002	NUT, M6	6		
116-10	K0000060252	BOLT, M6-25	6		
116-11	LM315GC7905Z2	SCRAPER, 315 FOR L-SHAPED BRACKET	3		



LM311\_117\_z00

Cat No.	Code No.	Part name	Qty	Remark	SN of application
117-1	LM311--8812Z0	ROLLER, SMOOTH FRONT	1	option, for 1 machine	
117-2	LM311--8813Z0	ROLLER COMP, SMOOTH FRONT	3	option	
117-3	K0851535080	OIL SEAL, PJN15358	6		
117-4	K0402035001	RING, RETAINING R M35	6		
117-5	K0612062020	BEARING, BALL SEAL 2RD 6202	6		
117-6	LM311--5011ZD	PIPE, ROLLER	3		
117-7	LM311--8814Z0	SHAFT, ROLLER	3		

# MEMO

**BARONESS**<sup>®</sup>  
Quality on Demand

 **KYOEISHA CO., LTD.**  
Head Office 1-26, Miyuki-cho, Toyokawa-city, Tel :+81-533-84-1390  
Aichi-pref, 442-8530 JAPAN Fax :+81-533-84-1220