




Specifications



*The model shown is equipped with optional features.

Model	LM331					
Cutting units	LH unit 		LS unit 			
	Total length		100 in	254 cm	←	
Dimensions	Total width (working)		83.46 in	212 cm	←	
	Total height (ROPS)		77.17 in	196 cm	←	
	Weight (with ROPS and empty fuel tank)		2006.17 lb	910 kg	1900.35 lb	862 kg
Minimum turning radius		77.95 in	198 cm	←		
Engine	Model		Kubota D902-E4B		←	
	Type		Vertical water-cooled 4-cycle diesel engine		←	
	Total displacement		54.79 cu.in.	898 cm ³ (0.898 L)	←	
	Maximum output		13.4 kW (18.2 PS) / 2,600 rpm		←	
Fuel tank capacity		Diesel 6.6 U.S.gals	Diesel 25.0 dm ³ (25.0 L)	←		
Operating width (Mowing width)		72.05 in	183 cm	←		
Operating height (Mowing height)		0.315 - 1.772 in (*1)	8 - 45 mm (*1)	0.394 - 1.811 in	10 - 46 mm	
Blades		7, 9	5, 7, 9			
Drive		HST, 2WD/3WD selectable		←		
Speed (HST) - Forward		2WD: 0 - 8.70 mph / 0 - 14.0 km/h 3WD: 0 - 5.41 mph / 0 - 8.7 km/h		←		
Speed (HST) - Reverse		2WD: 0 - 6.22 mph / 0 - 10.0 km/h 3WD: 0 - 3.85 mph / 0 - 6.2 km/h		←		

*The factory default maximum engine rpm is 2,800 rpm.
(*1) For 0.394 in (10 mm) or less mowing height, the optional bedknife is required.

⚠ Safety notes

● Read the Owner's Operating Manual and other training material carefully.
Be familiar with the controls, safety signs and the proper use of equipment before operation.

♥ Assurance inspection

● Regular inspection of the machine ensures long-lasting superior performance and safety.
*There are parts of machine prone to wear and deterioration from long periods of use.
Please consult with local dealer or distributor for proper inspection and maintenance schedule.

Your distributor or dealer

 株式会社 共栄社

KYOEISHA CO., LTD.

1-26, Miyuki-cho, Toyokawa-city, Aichi-pref, 442-8530 Japan
TEL+81 533-84-1390 FAX+81 533-84-1220

www.baroness.co.jp



BARONESS
Quality on Demand

● Content and designs provided here are subject to change without notice.
● Colors in print may slightly vary from actual colors.
● Catalog No: LM331-US/18M-0300-keywest

BARONESS
Quality on Demand

BARONESS is the global brand of Kyoisha Co., Ltd.

Surround & Trim Mower **LM331**





The LM331 is a high-quality, 3WD Surround and Trim Mower powered by a hydrostatic system. The simple design allows the LM331 to hug all the contours and undulations around the bunkers and surround areas on the golf course while creating a healthy cut and beautiful after cut.

The LM331 is equipped with precision-engineered sharp reel cutters, made from Baroness's own special steel and produced by proven craftsmanship and state of the art manufacturing technology.

There are two types of mowing units available: the higher-grade model, "LH unit" and the simpler, lightweight model, "LS unit," providing options based on your market's needs.

The mower arms are equipped with two types of mechanisms - the first, absorbs the bouncing of the mowers to keep consistent down pressure. The next feature enables the mowers to follow the most severe undulations accurately while creating a beautiful finish.

The LM331 can mow beautifully and precisely according to the grass types or turf conditions, helping you create a high-quality turf.

Surround & Trim Mower
LM331

*The model shown is equipped with optional features.

Heart of BARONESS

Most of the golf courses in Japan use Zoysia Japonica. Zoysia is well suited for Japan's climate because of its high tolerance for humidity and heat. Another characteristic of this grass is its strong fibrous component. To cut this grass clean and consistently, the cutting implement needs to be constructed of strong durable metal with a sharp edge. How to cut Zoysia cleanly has been Baroness' primary goal when developing its products.

The appearance of the golf course and the health of the grass is very important. This is why it is especially important that Baroness' cutting units can cut all types of grass cleanly and beautifully.

One main principle Baroness strongly believes in, is that a mower is a tool for cutting grass. In other words, our reels are the heart of the mower. Over the past 50 years, Baroness has experimented with different angles and materials in our reel blades in order to create the ideal turf condition that superintendents seek. To achieve this goal, Baroness has continually improved the strength of the blades to develop a cutting unit that creates beautiful turf.

The Baroness reel cutter's high cutting quality comes from the casting technique traditionally used for Japanese sword making.

This is how the Baroness reel was born. Through blending steels along with other special materials, and by developing innovative manufacturing processes, the quality of the Baroness reel is second to none. The basic design of the Baroness reels has not changed and has earned the highest notoriety.

What do the Baroness reels offer.

Consistent high quality of cut due to long-lasting sharpness . . .

- A clean consistent cut is maintained from the first hole cut in the beginning of the day to the last hole cut.
- The sharpness of the reel blade shears the grass cleanly and provides healthy cut grass and a beautiful after cut even when mowing fibrous grass.
- Frequent grinding is unnecessary due to the extreme hardness of our steel.
- Easy on-board back lapping setting saves service time.

BARONESS Aggression Cutting Technology

B-ACT

B-ACT gives the world's superintendents unique optional settings to adjust the aggressiveness of their mowers to achieve their ideal conditions.

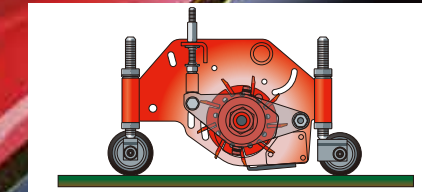
The cutting performance of the reel mower changes greatly depending on the positional relationship between the reel and the bed knife. The bedknife blade attitude and the distance of the bedknife from the reel centerline defines the stance, Aggressive or Less Aggressive.

Baroness reel mowers are equipped with an adjustment mechanism to achieve variable mowing performances at the same HOC setting. We call this, B-ACT.

All around the world golf courses deal with many different conditions and turf. On every golf course, superintendents and golfers have individual ideas of what are the ideal playing surfaces and turf conditions. From this belief, BARONESS provides options to customize an optimal cutting performance for every customers' needs and wants with B-ACT.

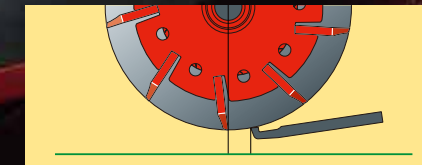


[LH unit]



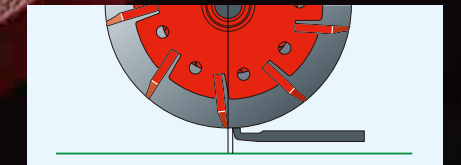
On the LH unit, the front roller and the rear roller both have infinite adjustments. The ability to set both the front and rear rollers at any desired height also allows the end user to customize the cutting stance to their own preference.

Aggressive



The angle or attitude of the bedknife is more pronounced and the distance of the bedknife is farther from the reel centerline. This more aggressive blade path provides the healthiest cleanest cut for the grass while creating the best visual and playing conditions. The adverse side of this aggressive setting is that any variations in conditions can be visually noticeable and at times undesirable.

Less Aggressive



The distance of the bedknife to the reel centerline is positioned closer and the angle or attitude of the bedknife is decreased. This stance can visually mask imperfections of the lawn but also allows for more stragglers or uneven cut grass.

BARONESS' philosophy

The Baroness standard is based on an aggressive cutting stance that provides the best cut for the turf. Cutting with an aggressive stance positions the grass vertically when cutting (shearing), reducing the growth of variable and larger grass leaves, while promoting healthy new shoots of grass that are more uniformed in leaf size.

A less aggressive stance can be beneficial when turf conditions are softer and the grass is not tightly compacted. In such cases a less aggressive stance can help protect the appearance of your turf.

However cutting only with the less aggressive stance, does not allow your turf to reach its optimal condition.

Aggressive? Less Aggressive?


Before cutting any grass, you should always check the conditions of the turf and adjust your cutting stance to better fit your needs. Baroness' goal is to assist in creating the best turf and playing conditions possible.

Features of the LM331

Mower Unit's Swing Mechanism

The mower unit is equipped with a three-direction swing mechanism which allows the unit to accurately follow the most severe undulations.

It also keeps the cutting units from sliding sideways when turning, allowing you to mow confidently while preventing the cutting units from scalping.



Mower Unit's Down Pressure Mechanism

The down pressure mechanism keeps the mower unit from bouncing, allowing the unit to beautifully follow the contour.



Mower Unit Options

There are two types of mowing units available to suit your market needs: the LH unit and the LS unit.


[LH unit]

The LH Unit is a newly-designed, higher grade model.



Equipped with B-ACT (Baroness Aggression Cutting Technology), the LH unit can adjust the cutting performance based on the conditions of the turf. The wider distance between the front and rear rollers and the weight of the unit provide great stability, contributing to the creation of a smooth surface. Even though the LM331's focus is approach areas, attaching a front groomer enables the machine to dethatch the turf.

The LH unit can attach both groomer and CR brush.



<Optional Attachments>
Front Groomer, CR Brush, Front Groomer + CR Brush, Front Scraper, Rear Scraper (Bar and Wire types), Grass Catcher

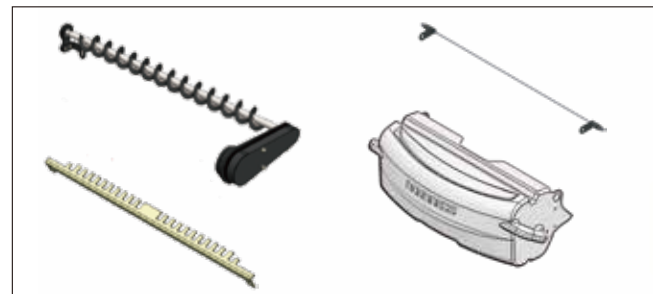
[LS unit]

The LS unit is a newly-designed, lightweight and simple model.



The lightweight unit minimizes the stress on the turf while improving the climbing power of the mower.

The shorter distance between the front and rear rollers prevents scalping on heavily undulating surfaces and soft, mat-like surfaces.



<Optional Attachments>
CR Brush, Front Scraper, Rear Scraper (Wire type), Grass Catcher



Newly-Designed, Easy to Attach/Detach Grass Catcher

The grass catcher comes with a handle, allowing an easier grip and easier disposal of grass clippings and debris. It can be attached or detached in a single motion.



Opening and Closing the Reel Cover

The reel cover can be opened, closed, and adjusted in a single motion. The reel cover of the middle mower unit is usually difficult to access; however, the LM331 uses a mechanism that simultaneously allows both sides of the cover to open and close simply with one hand (only available with the LS unit).



Large Capacity Fuel Tank

The tank capacity is 6.6 gals (25L) - Efficient enough for a day's continuous operation without refueling.



Selectable 2WD and 3WD

The drive mode can be switched between 2WD and 3WD, allowing the mower to operate and perform smoothly anywhere.



Seat Position

The position and firmness of the seat can be adjusted to fit the operator's body type. This reduces the operator's fatigue even after long hours of mowing.

Surround & Trim Mower LM331



*The model shown is equipped with optional features.